



HEBOTECH



General catalog

EMC-SOLUTIONS
FASTENING SYSTEMS

”HEBOTEC stands for special properties, such as: innovative power, ingenuity, diligence, business thinking and reliability. All that experience from the first minute of our partnership.“

Product lines and contents

EMC-SOLUTIONS

- 05 System specifications
- 06–07 Attenuation of conductance HEBOCLIP-System
- 08–10 Shield clamp HSK, Multi, BIG
 - 11 Shield clamp with integrated strain relief
 - 12 Shield clamp with integrated strain relief on clip foot
 - 13 HEBOCLIP with clip foot
- 14–18 Shield clamp on clip foot
- 19–23 HEBOCLIP for busbar
 - 24 HEBOCLIP for direct assembly
 - 25 Shield clamp with open slotted hole
- 26–27 Shield clamp for direct assembly
- 28 HEBOCLIP clamp assembly with strain relief
- 29–31 HEBOCLIP for perforated plate
- 32–33 Shield clamp with mounting adapter for C-rail
 - 34 Shield clamp riveted on earthing tape
 - 35 HEBOSET set of assorted fittings
- 36–38 Shield clamp riveted on ring cable lug
 - 39 Shield clamp riveted on soldering pin
- 40–41 Customised shield connection
- 42–43 Earthing tapes
 - 44 Earthing tapes on reel
 - 45 Shielding braid
 - 46 HEBOPRESS earthing tape cable lugs and pin terminals
 - 47 HEBOPRESS tools
 - 48 Customised earthing tapes
 - 49 Patch panel for network cabinets, EMC conform
- 50 Busbar support for 35 mm DIN rail
- 51 Cable fixing plate
- 52 Supports for 35 mm DIN rail and busbar
- 53 Grounding clamp
- 54–55 Shielding clamp with spring

FASTENING SYSTEMS

- 58–59 Temperature sensor clip for pipe assembly
- 60–61 M8-/M12-Mounting clip
 - 62 M17-/M23-Mounting bracket Big
 - 63 Hook-and-loop tape on reel
 - 64 Hook-and-loop cable tie
 - 65 Hook-and-loop strap
- 66–67 HEBOFIX base for hook-and-loop tape
- 68–70 HEBOFIX 45 base for aluminium profiles
 - 71 HEBOFIX base for EGT-profiles
 - 72 HEBOFIX 45 base for Rittal-VX25
 - 73 HEBOFIX base self-adhesive
- 74–75 HEBOFIX base for C-rail
 - 76 HEBOFIX base with mounting adapter for C-rail
 - 77 HEBOFIX base for DIN-rail
 - 78 HEBOFIX base with expanding rivet
 - 79 HEBOFIX Maintenance Box
 - 80 Mounting accessories for HEBOFIX base
 - 81 Hook-and-loop fastener
 - 82 Clip foot for 35 mm DIN-rail
 - 83 Clip foot Multi for 35 mm DIN-rail
 - 84 Mounting adapter for C-rail

PRODUCT LINE

EMC-solutions

In engine, plant and switch board construction, control and performance components are increasingly complex. As a result, a well thought-out EMC-concept gains in importance. HEBOTEC products for earthing cable shields meet the requirements of low bleeder resistance at high frequencies. HEBOTEC products are characterised by exceptionally easy handling. Furthermore, we supply customised system solutions.

System specifications

EXTENSIVE SHIELD CONTACT



ADVANTAGES

- // resilience ensures constant contact with the cable shield
- // high conductance due to surface coating
- // extensive cable shield contact allows low-voltage discharging resistance even at high frequencies

HEBOCLIP-SYSTEM – TOOL-FREE ASSEMBLY


The HEBOTEC brackets for mounting directly, on 35mm DIN rails or on busbars can be assembled with the suitable shield clamps without using tools. The shield clamps are available in different sizes with a clamping range of 1.5 to 18 mm. A small slot screwdriver suffices to dismantle the shield clamp.

ASSEMBLY OF THE SHIELD CLAMP WITH THE HEBOTEC



- 1 Place shield clamp in position
- 2 Clip in
- 3 Dismantling

HOW TO MOUNT A HEBOTEC ONTO A 10 X 3 MM BUSBAR



- 1 Snap on the HEBOTEC
- 2 Clip the chosen shield clamp into place
- 3 Press the cable shield into the HEBOTEC
- 4 Reduce strain using cable ties

ADVANTAGES

- // for universal use with 35 mm DIN rails, busbars or for direct mounting
- // tool-free assembly
- // Shield clamps are available in various sizes
- // especially flexible
- // cost-saving through reduction of stock parts

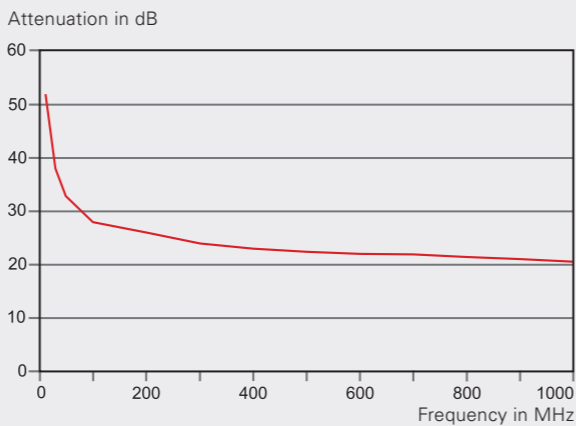
Attenuation of conductance HEBOCLIP-System

ATTENUATION OF CONDUCTANCE

The attenuation of conductance indicates by how many dB the existing interferences on the cable shield are attenuated by the shield contact.
A value of 20 dB results in an interference reduction of 90 %, a value of 40 dB in a reduction of even 99 %.
The HEBOCLIP-system offers excellent attenuation of conductance for all assembly modes.

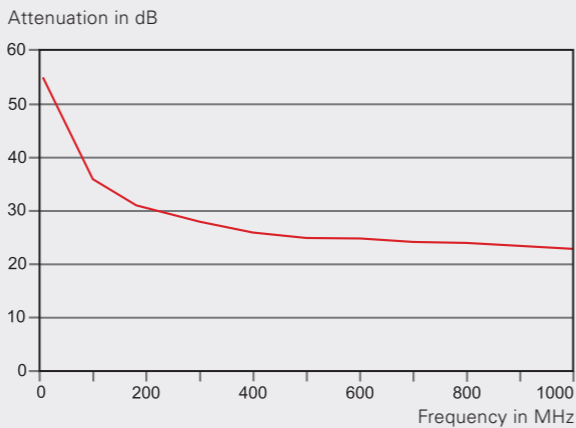
HHZ-2 EQUIPPED WITH HSK 6-8

The HEBOCLIP for tool-free assembly on 35 mm DIN rails.



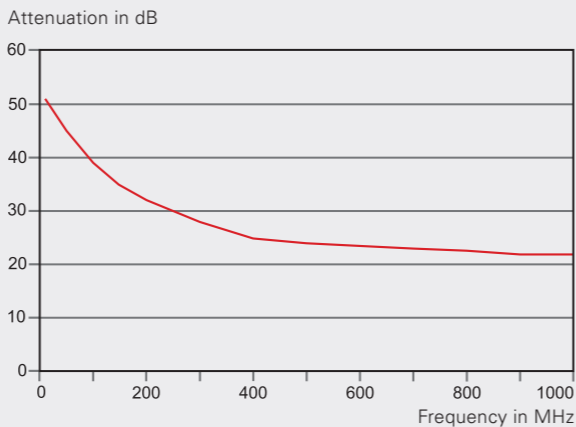
HDZ EQUIPPED WITH HSK 6-8

The HEBOCLIP for direct assembly.



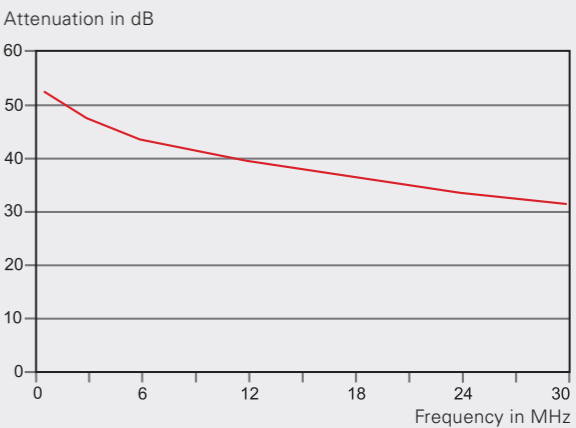
HSZ EQUIPPED WITH HSK 6-8

The HEBOCLIP for tool-free assembly on 10 x 3 mm busbars.



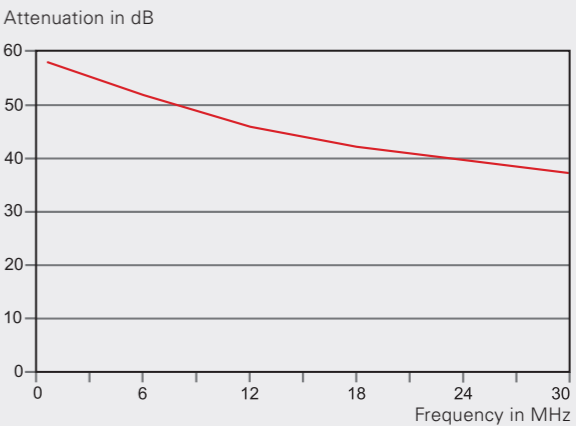
HSDZ EQUIPPED WITH HSK 6-8

The HEBOCLIP Duo for tool-free assembly on 10 x 3 mm busbars.



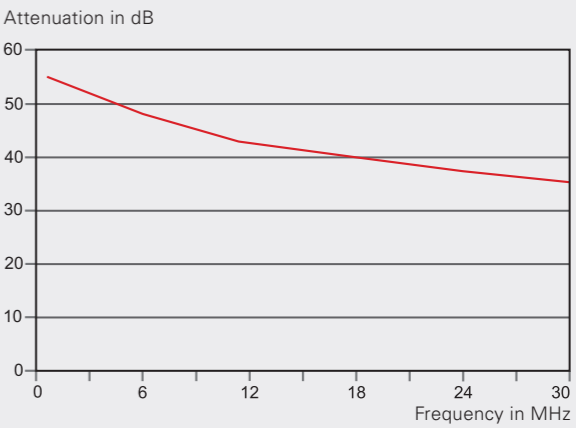
HSKB 16 - 35 DIRECT ASSEMBLY

The shield clamp for large diameters, directly mounted onto the mounting rail



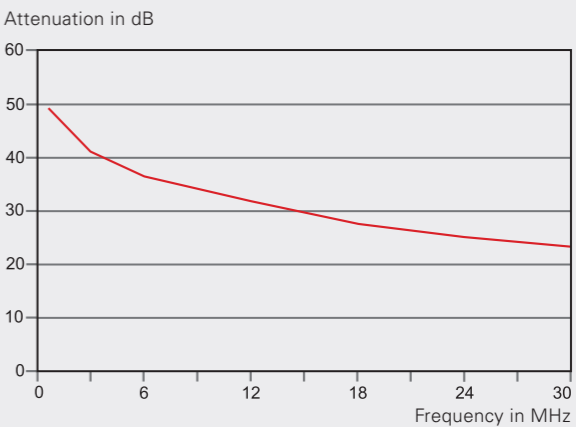
HSKB-S 16 - 35 ON CLIP-FOOT


The shield clamp for large diameters, mounted on clip-foot for tool-free assembly on 35 mm DIN rails.



HSKB-F 35 - 65 WITH FLAT TAPE CONNECTOR

The shield clamp for large diameters, for assembly with flexible flat tape connector.





Shield clamp

PRODUCT DESCRIPTION

By simply pushing the stripped cable in the shield clamp, there is a permanently high and continuous spring pressure of the cable shield. The contact areas are large, assuring a very good derivation of interference currents.

The HSK shield clamps can be used with the various HEBOCLIPs for assembling 35 mm DIN rails, busbars or direct mounting. The installation of the appropriate shield clamp for the particular cable diameter can be done by tool-free clipping.

ADVANTAGES

- // permanently high and continuous spring pressure on the cable shield
- // high conductivity

- // very good derivation of high-frequency interferences
- // the five sizes from 1.5 mm to 16 mm shield range can be snapped onto the HEBOCLIP without tools

TECHNICAL DATA

Material: galvanised spring steel

ACCESSORIES

- // HEBOCLIP for 35 mm DIN rails
- // HEBOCLIP for direct assembly
- // HEBOCLIP for busbars
- // HEBOCLIP clamp assembly
- // HEBOSET set of assorted fittings

SHIELD CLAMP			
ITEM DESCRIPTION	ORDER NO.	DETAILED DESCRIPTION	PU
HSK 1,5–3	1010-001D	Shield diameter 1,5–3 mm	25
HSK 3–6	1010-002D	Shield diameter 3–6 mm	25
HSK 6–8	1010-003D	Shield diameter 6–8 mm	25
HSK 8–11	1010-004D	Shield diameter 8–11 mm	25
HSK 11–16	1010-005D	Shield diameter 11–16 mm	25
HSK 17–30	1010-017D	Shield diameter 17–30 mm	25



Shield clamp Multi

PRODUCT DESCRIPTION

The shield clamp Multi differs from the common shield clamp by the special form of both clamp clips. Due to the resilience of the brackets, a very large clamping range is achieved.

By simply pushing the stripped cable into the shield clamp, the constant spring pressure achieves a good contact surface. Thereby, because of the extensive contact, a greater reliable conductance of interfering currents is made possible.

The shield clamp Multi can be used with the various HEBOCLIPs for assembly with 35 mm DIN rails, busbars or for direct mounting. The assembly of the suitable shield clamp for a particular cable diameter can be effected by tool-free mounting.



ADVANTAGES

- // fewer stock items due to the large clamping range
- // permanently high and continuous spring pressure on the cable shield
- // high conductance
- // excellent derivation of high-frequency interferences
- // the two sizes can be installed onto the HEBOCLIP without tools

TECHNICAL DATA

Material: galvanised spring steel

ACCESSORIES

- // HEBOCLIP for 35 mm DIN rails
- // HEBOCLIP for direct assembly
- // HEBOCLIP for busbars
- // HEBOCLIP clamp assembly

SHIELD CLAMP MULTI			
ITEM DESCRIPTION	ORDER NO.	DETAILED DESCRIPTION	PU
HSKM 3–12	1011-001D	Shield diameter 3–12 mm	25
HSKM 7–18	1011-002D	Shield diameter 7–18 mm	25



Shield clamp BIG for large diameters

PRODUCT DESCRIPTION

The shield clamp BIG for large diameters features a wide clamping range, thus allows an excellent contact of cable shields with large diameters. The stripped cable has to be pressed into the shield clamp. The spring pressure of the clamp offers constant contact with the cable shield.

The shield clamp is available for direct assembly with an M4 screw, with clip foot for assembly onto a 35 mm DIN rail and with a flexible flat tape connector with a length of 50 mm. The accessory component mounting adapter allows the assembly onto C-rails.

ADVANTAGES

- // wide clamping range
- // constant contact with cable shield due to spring pressure
- // high conductance
- // flexible earth connection

TECHNICAL DATA

Material: galvanised spring steel, nickle-plated spring steel, tin-plated copper


ACCESSORIES

- // Mounting adapter for C-rail

SHIELD CLAMP BIG FOR DIRECT ASSEMBLY			
ITEM DESCRIPTION	ORDER NO.	DETAILED DESCRIPTION	PU
HSKB 16-35	1012-001B	Shield diameter 16-35 mm	5
HSKB 35-65	1012-002B	Shield diameter 35-65 mm	5

SHIELD CLAMP BIG WITH CLIP FOOT			
ITEM DESCRIPTION	ORDER NO.	DETAILED DESCRIPTION	PU
HSKB-S 16-35	1012-011B	Shield diameter 16-35 mm	5
HSKB-S 35-65	1012-012B	Shield diameter 35-65 mm	5

SHIELD CLAMP BIG WITH EARTHING TAPE CONNECTOR 50 MM			
ITEM DESCRIPTION	ORDER NO.	DETAILED DESCRIPTION	PU
HSKB-F 16-35	1012-021B	Shield diameter 16-35 mm	5
HSKB-F 35-65	1012-022B	Shield diameter 35-65 mm	5



Shield clamp with integrated strain relief

PRODUCT DESCRIPTION

The shield clamp with integrated strain relief is suitable for contacting cable shields, which are returned over the cable coating and are locked by a shrinking tube and a conducting metal strip. By simply pushing the stripped cable in the shield clamp, there is a permanently high and continuous spring pressure of the cable shield. The contact areas are large, assuring a very good derivation of interference current. The strain relief is realized by incurved spikes.

ADVANTAGES

- // integrated strain relief
- // permanently high and continuous spring pressure on the cable shield
- // essential higher clamping force
- // high conductivity
- // very good derivation of high-frequency interferences

TECHNICAL DATA

Material: galvanised spring steel

SHIELD CLAMP WITH INTEGRATED STRAIN RELIEF			
ITEM DESCRIPTION	ORDER NO.	DETAILED DESCRIPTION	PU
HSKZ 11-18	1014-005D	11-18 mm, 2 x 3,1 mm boring	25



Shield clamp with integrated strain relief on clip foot

PRODUCT DESCRIPTION

The shield clamp with integrated strain relief on clip foot can be snapped onto a 35mm top-hat rail without tools. The cable shield should be returned over the cable coating and locked by a shrinking tube and a conducting metal strip. By simply pushing the stripped cable in the shield clamp, a permanently high and continuous spring pressure of the cable shield is ensured. The strain relief is realized by incurved spikes.

- // permanently good contacting of the cable shield due to spring pressure
- // significantly higher clamping forces
- // high conductivity
- // very good derivation of high-frequency interference currents


TECHNICAL DATA

Material: galvanised spring steel

ADVANTAGES

- // tool-free assembly onto 35mm top-hat rails
- // integrated strain relief

SHIELD CLAMP WITH INTEGRATED STRAIN RELIEF ON CLIP FOOT			
ITEM DESCRIPTION	ORDER NO.	DETAILED DESCRIPTION	PU
SKZH 11-18	1031-025C	Shield diameter 11-18 mm	10



HEBOCLIP with clip foot

PRODUCT DESCRIPTION

The HEBOCLIP for 35 mm DIN rails serves as a universal carrier for shield clamps with a clamp diameter of 1.5 mm to 18 mm. Simply snap the clip foot onto the rail, snap the chosen shield clamp into place and push the cable shield into the shield clamp. The alternative, using a strain relief bracket, offers the possibility of assembling with the help of a cable tie.

- // fewer stock items needed
- // Strain relief with cable tie with HHZ-2

TECHNICAL DATA

Material: galvanised spring steel, nickle-plated spring steel


ACCESSORIES

- // Shield clamp
- // Shield clamp Multi

ADVANTAGES

- // tool-free assembly on 35 mm DIN rails
- // Universal bracket for shield clamps with a clamping range of 1.5 mm to 18 mm

HEBOCLIP WITH CLIP FOOT			
ITEM DESCRIPTION	ORDER NO.	DETAILED DESCRIPTION	PU
HH-2	1020-021C	without strain relief	10
HHZ-2	1020-020C	with strain relief	10



Shield clamp on clip foot

PRODUCT DESCRIPTION

The shield clamp on clip foot can be snapped onto a 35 mm DIN rail without the use of tools. Just press the cable shield into the shield clamp to achieve a safe contact.


ADVANTAGES

- // easy, tool-free assembly
- // constant contact with cable shield due to spring pressure
- // excellent conductance of high-frequency interferences

TECHNICAL DATA

Material: galvanised spring steel, nickle-plated spring steel

SHIELD CLAMP ON CLIP FOOT WITHOUT STRAIN RELIEF			
ITEM DESCRIPTION	ORDER NO.	DETAILED DESCRIPTION	PU
SKH 1,5–3	1030-001C	Shield diameter 1,5–3 mm	10
SKH 3–6	1030-002C	Shield diameter 3–6 mm	10
SKH 6–8	1030-003C	Shield diameter 6–8 mm	10
SKH 8–11	1030-004C	Shield diameter 8–11 mm	10
SKH 11–16	1030-005C	Shield diameter 11–16 mm	10
SKH 3–12	1030-011C	Shield diameter 3–12 mm	10
SKH 7–18	1030-012C	Shield diameter 7–18 mm	10
SKH 17–30	1030-006C	Shield diameter 17–30 mm	10



Shield clamp on clip foot with strain relief

PRODUCT DESCRIPTION

The shield clamp on clip foot can be snapped onto a 35 mm DIN rail without the use of tools. Just press the cable shield into the shield clamp to achieve a safe contact. The tension relief clamp offers the possibility of reducing strain on the cable sheath by using a cable tie.

- // constant contact with cable shield due to spring pressure
- // excellent conductance of high-frequency interferences
- // Strain relief by using a cable tie on the cable sheath

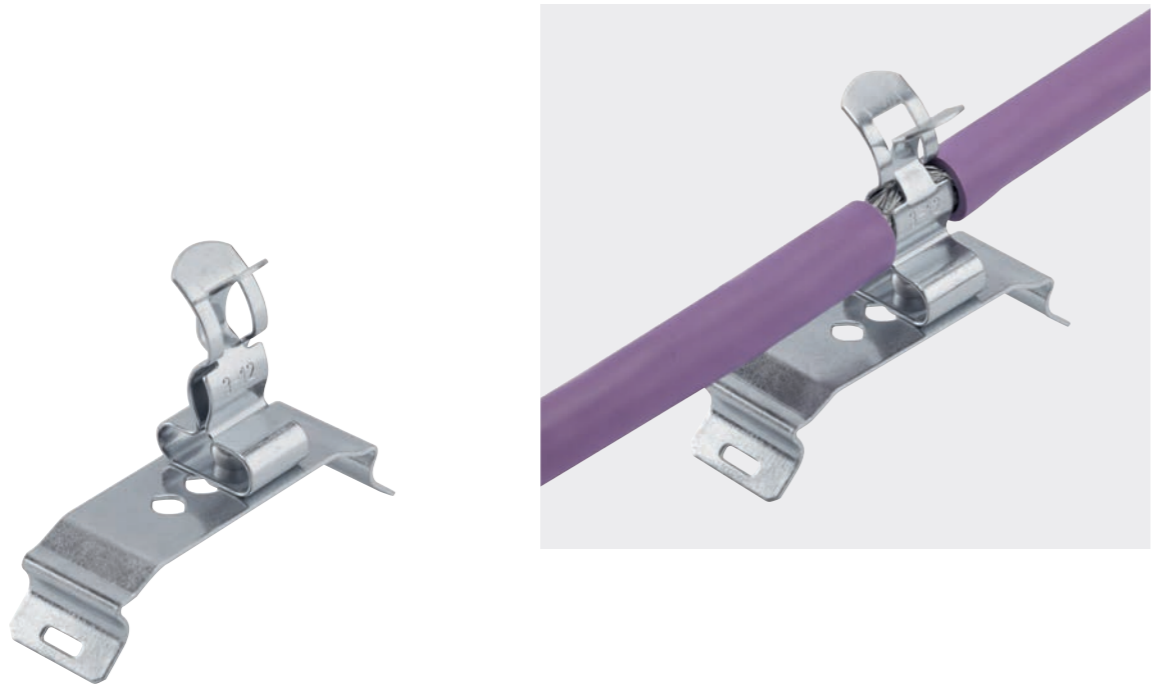
TECHNICAL DATA

Material: galvanised spring steel, nickle-plated spring steel

ADVANTAGES

- // easy, tool-free assembly

SHIELD CLAMP ON CLIP FOOT WITH STRAIN RELIEF			
ITEM DESCRIPTION	ORDER NO.	DETAILED DESCRIPTION	PU
SKHZ 1,5–3	1031-001C	Shield diameter 1,5–3 mm, with strain relief	10
SKHZ 3–6	1031-002C	Shield diameter 3–6 mm, with strain relief	10
SKHZ 6–8	1031-003C	Shield diameter 6–8 mm, with strain relief	10
SKHZ 8–11	1031-004C	Shield diameter 8–11 mm, with strain relief	10
SKHZ 11–16	1031-005C	Shield diameter 11–16 mm, with strain relief	10
SKHZ 3–12	1031-011C	Shield diameter 3–12 mm, with strain relief	10
SKHZ 7–18	1031-012C	Shield diameter 7–18 mm, with strain relief	10
SKHZ 17–30	1031-006C	Shield diameter 17–30 mm, with strain relief	10



Shield clamp on symmetrical clip foot

PRODUCT DESCRIPTION

The shield clamp on symmetrical clip foot can be snapped onto a 35 mm DIN rail without the use of tools. Just press the cable shield into the shield clamp to achieve a safe contact.

- // Clip foot can be dismantled both-sided
- // constant contact with cable shield due to spring pressure
- // excellent conductance of high-frequency interferences


TECHNICAL DATA

Material: galvanised spring steel

ADVANTAGES

- // easy, tool-free assembly
- // new geometry better compensates tolerances

SHIELD CLAMP ON SYMMETRICAL CLIP FOOT WITHOUT STRAIN RELIEF			
ITEM DESCRIPTION	ORDER NO.	DETAILED DESCRIPTION	PU
SKHH 1,5-3	1030-201C	Shield diameter 1,5-3 mm	10
SKHH 3-6	1030-202C	Shield diameter 3-6 mm	10
SKHH 6-8	1030-203C	Shield diameter 6-8 mm	10
SKHH 8-11	1030-204C	Shield diameter 8-11 mm	10
SKHH 11-16	1030-205C	Shield diameter 11-16 mm	10
SKHH 3-12	1030-211C	Shield diameter 3-12 mm	10
SKHH 7-18	1030-212C	Shield diameter 7-18 mm	10
SKHH 17-30	1030-206C	Shield diameter 17-30 mm	10



Shield clamp on symmetrical clip foot with strain relief

PRODUCT DESCRIPTION

The shield clamp on symmetrical clip foot can be snapped onto a 35 mm DIN rail without the use of tools. Just press the cable shield into the shield clamp to achieve a safe contact. The tension relief clamp offers the possibility of reducing strain on the cable sheath by using a cable tie.

- // Clip foot can be dismantled both-sided
- // constant contact with cable shield due to spring pressure
- // excellent conductance of high-frequency interferences
- // strain relief by using a cable tie on the cable sheath


TECHNICAL DATA

Material: galvanised spring steel

ADVANTAGES

- // easy, tool-free assembly
- // new geometry better compensates tolerances

SHIELD CLAMP ON SYMMETRICAL CLIP FOOT WITH STRAIN RELIEF			
ITEM DESCRIPTION	ORDER NO.	DETAILED DESCRIPTION	PU
SKHHZ 1,5-3	1030-301C	Shield diameter 1,5-3 mm, with strain relief	10
SKHHZ 3-6	1030-302C	Shield diameter 3-6 mm, with strain relief	10
SKHHZ 6-8	1030-303C	Shield diameter 6-8 mm, with strain relief	10
SKHHZ 8-11	1030-304C	Shield diameter 8-11 mm, with strain relief	10
SKHHZ 11-16	1030-305C	Shield diameter 11-16 mm, with strain relief	10
SKHHZ 3-12	1030-311C	Shield diameter 3-12 mm, with strain relief	10
SKHHZ 7-18	1030-312C	Shield diameter 7-18 mm, with strain relief	10
SKHHZ 17-30	1030-306C	Shield diameter 17-30 mm, with strain relief	10



Shield clamp on symmetrical clip foot with double-sided strain relief

PRODUCT DESCRIPTION

The shield clamp on symmetrical clip foot can be snapped onto a 35 mm DIN rail without the use of tools. Just press the cable shield into the shield clamp to achieve a safe contact. The tension relief clamp offers the possibility of reducing strain on the cable sheath by using a cable tie.

- // Clip foot can be dismantled both-sided
- // constant contact with cable shield due to spring pressure
- // excellent conductance of high-frequency interferences
- // double-sided strain relief by using cable ties on the cable sheath


TECHNICAL DATA

Material: galvanised spring steel

ADVANTAGES

- // easy, tool-free assembly
- // new geometry better compensates tolerances

SHIELD CLAMP ON SYMMETRICAL CLIP FOOT WITH DOUBLE-SIDED STRAIN RELIEF			
ITEM DESCRIPTION	ORDER NO.	DETAILED DESCRIPTION	PU
SKHZZ 1,5–3	1032-001C	Shield diameter 1,5–3 mm, with double-sided strain relief	10
SKHZZ 3–6	1032-002C	Shield diameter 3–6 mm, with double-sided strain relief	10
SKHZZ 6–8	1032-003C	Shield diameter 6–8 mm, with double-sided strain relief	10
SKHZZ 8–11	1032-004C	Shield diameter 8–11 mm, with double-sided strain relief	10
SKHZZ 11–16	1032-005C	Shield diameter 11–16 mm, with double-sided strain relief	10
SKHZZ 3–12	1032-011C	Shield diameter 3–12 mm, with double-sided strain relief	10
SKHZZ 7–18	1032-012C	Shield diameter 7–18 mm, with double-sided strain relief	10
SKHZZ 17–30	1032-006C	Shield diameter 17–30 mm, with double-sided strain relief	10



HEBOCLIP for busbar

PRODUCT DESCRIPTION

The HEBOCLIP for busbars serves as a universal carrier for shield clamps with a clamp diameter of 1.5 mm to 16 mm. Simply snap on the 10 x 3 mm busbar and then lock the appropriate shield clamp into place. Push the cable shield into the shield clamp. The 10 x 1.5 mm type can be used to snap directly onto casing parts with a material thickness of 1.5 mm.

- // smaller range of items due to the variable mounting combinations
- // fewer stock items needed
- // very compact design
- // Strain relief with cable tie using the HSZ

TECHNICAL DATA

Material: galvanised spring steel


ADVANTAGES

- // tool-free assembly on 10 x 3 mm busbars
- // 10 x 1.5 mm design to be used e.g. for busbars, integrated within a casing box
- // for shield clamps with a clamping range of 1.5 to 16 mm

ACCESSORIES

- // Shield clamp
- // Shield clamp Multi
- // HEBOSET set of assorted fittings
- // Busbar 10 x 3 x 1,000 mm

HEBOCLIP FOR BUSBAR			
ITEM DESCRIPTION	ORDER NO.	DETAILED DESCRIPTION	PU
HS 3	1024-011C	for busbar 10 x 3, without strain relief	10
HS 1,5	1024-012C	for busbar 10 x 1,5, without strain relief	10
HSZ 3	1024-001C	for busbar 10 x 3, with strain relief	10
HSZ 1,5	1024-002C	for busbar 10 x 1,5, with strain relief	10
Busbar 10 x 3	1046-001B	Length 1,000 mm	5



HEBOCLIP Uno for busbar or sheet metal edge

PRODUCT DESCRIPTION

Snap the HEBOCLIP Uno into place on the 10 x 3 mm busbar or sheet metal edge and push the cable shield into the shield clamp. A secure hold is achieved because of the special profile. The clip is also available for 10 x 1.5 mm busbars or varying sheet thickness.

- // extremely compact design
- // Strain relief using the HSDZ with cable tie
- // additional sizes available on demand

TECHNICAL DATA

Material: galvanised spring steel

ADVANTAGES

- // tool-free assembly on 10 x 3 mm busbar or sheet metal edging

ACCESSORIES

- // Busbar 10 x 3 x 1,000mm

HEBOCLIP UNO FOR 1,5 MM BUSBAR OR SHEET METAL EDGE WITHOUT STRAIN RELIEF			
ITEM DESCRIPTION	ORDER NO.	DETAILED DESCRIPTION	PU
HSE1,5 1,5-3	1025-141C	Shield diameter 1,5-3 mm	10
HSE1,5 3-6	1025-142C	Shield diameter 3-6 mm	10
HSE1,5 6-8	1025-143C	Shield diameter 6-8 mm	10
HSE1,5 8-11	1025-144C	Shield diameter 8-11 mm	10
HSE1,5 11-16	1025-145C	Shield diameter 11-16 mm	10
HSE1,5 3-12	1025-148C	Shield diameter 3-12 mm	10
HSE1,5 7-18	1025-149C	Shield diameter 7-18 mm	10
HSE1,5 17-30	1025-146C	Shield diameter 17-30 mm	10


HEBOCLIP UNO FOR 1,5 MM BUSBAR OR SHEET METAL EDGE WITH STRAIN RELIEF			
ITEM DESCRIPTION	ORDER NO.	DETAILED DESCRIPTION	PU
HSEZ1,5 1,5-3	1025-131C	Shield diameter 1,5-3 mm, with strain relief	10
HSEZ1,5 3-6	1025-132C	Shield diameter 3-6 mm, with strain relief	10
HSEZ1,5 6-8	1025-133C	Shield diameter 6-8 mm, with strain relief	10
HSEZ1,5 8-11	1025-144C	Shield diameter 8-11 mm, with strain relief	10
HSEZ1,5 11-16	1025-135C	Shield diameter 11-16 mm, with strain relief	10
HSEZ1,5 3-12	1025-138C	Shield diameter 3-12 mm, with strain relief	10
HSEZ1,5 7-18	1025-139C	Shield diameter 7-18 mm, with strain relief	10
HSEZ1,5 17-30	1025-136C	Shield diameter 17-30 mm, with strain relief	10

HEBOCLIP UNO FOR 2 MM BUSBAR OR SHEET METAL EDGE WITHOUT STRAIN RELIEF			
ITEM DESCRIPTION	ORDER NO.	DETAILED DESCRIPTION	PU
HSE2 1,5-3	1025-161C	Shield diameter 1,5-3 mm	10
HSE2 3-6	1025-162C	Shield diameter 3-6 mm	10
HSE2 6-8	1025-163C	Shield diameter 6-8 mm	10
HSE2 8-11	1025-164C	Shield diameter 8-11 mm	10
HSE2 11-16	1025-165C	Shield diameter 11-16 mm	10
HSE2 3-12	1025-168C	Shield diameter 3-12 mm	10
HSE2 7-18	1025-169C	Shield diameter 7-18 mm	10
HSE2 17-30	1025-166C	Shield diameter 17-30 mm	10

HEBOCLIP UNO FOR 2 MM BUSBAR OR SHEET METAL EDGE WITH STRAIN RELIEF			
ITEM DESCRIPTION	ORDER NO.	DETAILED DESCRIPTION	PU
HSEZ2 1,5-3	1025-151C	Shield diameter 1,5-3 mm, with strain relief	10
HSEZ2 3-6	1025-152C	Shield diameter 3-6 mm, with strain relief	10
HSEZ2 6-8	1025-153C	Shield diameter 6-8 mm, with strain relief	10
HSEZ2 8-11	1025-154C	Shield diameter 8-11 mm, with strain relief	10
HSEZ2 11-16	1025-155C	Shield diameter 11-16 mm, with strain relief	10
HSEZ2 3-12	1025-158C	Shield diameter 3-12 mm, with strain relief	10
HSEZ2 7-18	1025-159C	Shield diameter 7-18 mm, with strain relief	10
HSEZ2 17-30	1025-156C	Shield diameter 17-30 mm, with strain relief	10

HEBOCLIP UNO FOR 3 MM BUSBAR OR SHEET METAL EDGE WITHOUT STRAIN RELIEF			
ITEM DESCRIPTION	ORDER NO.	DETAILED DESCRIPTION	PU
HSE 1,5-3	1025-121C	Shield diameter 1,5-3 mm	10
HSE 3-6	1025-122C	Shield diameter 3-6 mm	10
HSE 6-8	1025-123C	Shield diameter 6-8 mm	10
HSE 8-11	1025-124C	Shield diameter 8-11 mm	10
HSE 11-16	1025-125C	Shield diameter 11-16 mm	10
HSE 3-12	1025-128C	Shield diameter 3-12 mm	10
HSE 7-18	1025-129C	Shield diameter 7-18 mm	10
HSE 17-30	1025-126C	Shield diameter 17-30 mm	10

HEBOCLIP UNO FOR 3 MM BUSBAR OR SHEET METAL EDGE WITH STRAIN RELIEF			
ITEM DESCRIPTION	ORDER NO.	DETAILED DESCRIPTION	PU
HSEZ 1,5-3	1025-111C	Shield diameter 1,5-3 mm, with strain relief	10
HSEZ 3-6	1025-112C	Shield diameter 3-6 mm, with strain relief	10
HSEZ 6-8	1025-113C	Shield diameter 6-8 mm, with strain relief	10
HSEZ 8-11	1025-114C	Shield diameter 8-11 mm, with strain relief	10
HSEZ 11-16	1025-115C	Shield diameter 11-16 mm, with strain relief	10
HSEZ 3-12	1025-118C	Shield diameter 3-12 mm, with strain relief	10
HSEZ 7-18	1025-119C	Shield diameter 7-18 mm, with strain relief	10
HSEZ 17-30	1025-116C	Shield diameter 17-30 mm, with strain relief	10



HEBOCLIP Duo for busbar or sheet edge

PRODUCT DESCRIPTION

Simply snap the HEBOCLIP Duo for busbars onto the 10 x 3 mm busbar or sheet edge and then push the cable shield into the shield clamp. The special shape offers a secure hold. By joining several HEBOCLIPs Duo together, an extremely compact support plate for several cables can be assembled.

ADVANTAGES

- // tool-free assembly on 10 x 3 mm busbar or sheet edge
- // extremely compact design

- // Strain relief with cable tie using the HSDZ
- // also available for 1,5 mm, 2 mm and 3 mm sheet edge

TECHNICAL DATA

Material: galvanised spring steel

ACCESSORIES

- // Busbar 10 x 3 x 1,000 mm

HEBOCLIP DUO FOR 1,5 MM BUSBAR OR SHEET EDGE WITHOUT STRAIN RELIEF			
ITEM DESCRIPTION	ORDER NO.	DETAILED DESCRIPTION	PU
HSD1,5 1,5-3	1025-041C	Shield diameter 1,5-3 mm	10
HSD1,5 3-6	1025-042C	Shield diameter 3-6 mm	10
HSD1,5 6-8	1025-043C	Shield diameter 6-8 mm	10
HSD1,5 3-12	1025-044C	Shield diameter 3-12 mm	10

HEBOCLIP DUO FOR 1,5 MM BUSBAR OR SHEET EDGE WITH STRAIN RELIEF			
ITEM DESCRIPTION	ORDER NO.	DETAILED DESCRIPTION	PU
HSDZ1,5 1,5-3	1025-031C	Shield diameter 1,5-3 mm, with strain relief	10
HSDZ1,5 3-6	1025-032C	Shield diameter 3-6 mm, with strain relief	10
HSDZ1,5 6-8	1025-033C	Shield diameter 6-8 mm, with strain relief	10
HSDZ1,5 3-12	1025-034C	Shield diameter 3-12 mm, with strain relief	10

HEBOCLIP DUO FOR 2 MM BUSBAR OR SHEET EDGE WITHOUT STRAIN RELIEF			
ITEM DESCRIPTION	ORDER NO.	DETAILED DESCRIPTION	PU
HSD2 1,5-3	1025-061C	Shield diameter 1,5-3 mm	10
HSD2 3-6	1025-062C	Shield diameter 3-6 mm	10
HSD2 6-8	1025-063C	Shield diameter 6-8 mm	10
HSD2 3-12	1025-064C	Shield diameter 3-12 mm	10

HEBOCLIP DUO FOR 2 MM BUSBAR OR SHEET EDGE WITH STRAIN RELIEF			
ITEM DESCRIPTION	ORDER NO.	DETAILED DESCRIPTION	PU
HSDZ2 1,5-3	1025-051C	Shield diameter 1,5-3 mm, with strain relief	10
HSDZ2 3-6	1025-052C	Shield diameter 3-6 mm, with strain relief	10
HSDZ2 6-8	1025-053C	Shield diameter 6-8 mm, with strain relief	10
HSDZ2 3-12	1025-054C	Shield diameter 3-12 mm, with strain relief	10

HEBOCLIP DUO FOR 3 MM BUSBAR OR SHEET EDGE WITHOUT STRAIN RELIEF			
ITEM DESCRIPTION	ORDER NO.	DETAILED DESCRIPTION	PU
HSD 1,5-3	1025-021C	Shield diameter 1,5-3 mm	10
HSD 3-6	1025-022C	Shield diameter 3-6 mm	10
HSD 6-8	1025-023C	Shield diameter 6-8 mm	10
HSD 3-12	1025-024C	Shield diameter 3-12 mm	10

HEBOCLIP DUO FOR 3 MM BUSBAR OR SHEET EDGE WITH STRAIN RELIEF			
ITEM DESCRIPTION	ORDER NO.	DETAILED DESCRIPTION	PU
HSDZ 1,5-3	1025-011C	Shield diameter 1,5-3 mm, with strain relief	10
HSDZ 3-6	1025-012C	Shield diameter 3-6 mm, with strain relief	10
HSDZ 6-8	1025-013C	Shield diameter 6-8 mm, with strain relief	10
HSDZ 3-12	1025-014C	Shield diameter 3-12 mm, with strain relief	10



HEBOCLIP for direct assembly

PRODUCT DESCRIPTION

The HEBOCLIP for direct assembly serves as a universal carrier for shield clamps with a clamp diameter of 1.5 mm to 18 mm. For example, it can be screwed directly onto the mounting plate. Snap the chosen shield clamp into the clip and push the cable shield into the shield clamp.

ADVANTAGES

- // direct assembly with an M4 or M5 screw
- // Universal bracket for shield clamps with a clamping range of 1.5 mm to 18 mm

- // smaller range of items due to the variable mounting combinations
- // fewer stock items needed
- // very compact design
- // Strain relief with cable tie with HDZ

TECHNICAL DATA

Material: galvanised spring steel

ACCESSORIES

- // Shield clamp
- // Shield clamp Multi
- // HEBOSET set of assorted fittings

HEBOCLIP FOR DIRECT ASSEMBLY			
ITEM DESCRIPTION	ORDER NO.	DETAILED DESCRIPTION	PU
HD 4	1022-021C	Boring for M4, without strain relief	10
HD 5	1022-022C	Boring for M5, without strain relief	10
HDZ 4	1022-001C	Boring for M4, with strain relief	10
HDZ 5	1022-002C	Boring for M5, with strain relief	10



Shield clamp with open slotted hole

PRODUCT DESCRIPTION

The shield clamp with open slotted hole can be screwed directly, for example, onto the mounting plate. The SKDL with open slotted hole is simply pushed under the screw which then is tightened. Simply push the cable shield into the shield clamp in order to achieve secure contact.

- // very compact design
- // small range of items due to the shield clamp Multi
- // Strain relief by using a cable tie on the cable sheath
- // additional sizes available on demand

TECHNICAL DATA

Material: galvanised spring steel

ADVANTAGES


- // direct assembly with an M4 screw
- // easy to mount and loosen due to open slotted hole
- // Mounting onto C-rail with a mounting adapter as an accessory part

ACCESSORIES

- // Mounting adapter for C-rails

SHIELD CLAMP WITH OPEN SLOTTED HOLE WITHOUT STRAIN RELIEF			
ITEM DESCRIPTION	ORDER NO.	DETAILED DESCRIPTION	PU
SKDL 1,5-3	1022-501C	Shield diameter 1,5-3 mm, M4	10
SKDL 3-6	1022-502C	Shield diameter 3-6 mm, M4	10
SKDL 6-8	1022-503C	Shield diameter 6-8 mm, M4	10
SKDL 8-11	1022-504C	Shield diameter 8-11 mm, M4	10
SKDL 11-16	1022-505C	Shield diameter 11-16 mm, M4	10
SKDL 3-12	1022-511C	Shield diameter 3-12 mm, M4	10
SKDL 7-18	1022-512C	Shield diameter 7-18 mm, M4	10
SKDL 17-30	1022-516C	Shield diameter 17-30 mm, M4	10

SHIELD CLAMP WITH OPEN SLOTTED HOLE WITH STRAIN RELIEF			
ITEM DESCRIPTION	ORDER NO.	DETAILED DESCRIPTION	PU
SKDLZ 1,5-3	1022-521C	Shield diameter 1,5-3 mm, M4, with strain relief	10
SKDLZ 3-6	1022-522C	Shield diameter 3-6 mm, M4, with strain relief	10
SKDLZ 6-8	1022-523C	Shield diameter 6-8 mm, M4, with strain relief	10
SKDLZ 8-11	1022-524C	Shield diameter 8-11 mm, M4, with strain relief	10
SKDLZ 11-16	1022-525C	Shield diameter 11-16 mm, M4, with strain relief	10
SKDLZ 3-12	1022-531C	Shield diameter 3-12 mm, M4, with strain relief	10
SKDLZ 7-18	1022-532C	Shield diameter 7-18 mm, M4, with strain relief	10
SKDLZ 17-30	1022-536C	Shield diameter 17-30 mm, M4, with strain relief	10



Shield clamp for direct assembly

PRODUCT DESCRIPTION

The shield clamp for direct assembly can be screwed directly, for example, onto the mounting plate. Simply push the cable shield into shield clamp in order to achieve secure contact.

- // very compact design
- // small range of items due to the shield clamp Multi
- // additional sizes available on demand

TECHNICAL DATA

Material: galvanised spring steel


ADVANTAGES

- // direct assembly with an M4 or M5 screw
- // Mounting onto a C-rail with a mounting adapter as an accessory part

ACCESSORIES

- // Mounting adapter for C-rails

SHIELD CLAMP FOR DIRECT ASSEMBLY WITHOUT STRAIN RELIEF			
ITEM DESCRIPTION	ORDER NO.	DETAILED DESCRIPTION	PU
SKD 4 1,5–3	1022-301C	Shield diameter 1,5–3 mm, M4	10
SKD 4 3–6	1022-302C	Shield diameter 3–6 mm, M4	10
SKD 4 6–8	1022-303C	Shield diameter 6–8 mm, M4	10
SKD 4 8–11	1022-304C	Shield diameter 8–11 mm, M4	10
SKD 4 11–16	1022-305C	Shield diameter 11–16 mm, M4	10
SKD 4 3–12	1022-311C	Shield diameter 3–12 mm , M4	10
SKD 4 7–18	1022-312C	Shield diameter 7–18 mm, M4	10
SKD 4 17–30	1022-306C	Shield diameter 17–30 mm, M4	10
SKD 5 1,5–3	1022-321C	Shield diameter 1,5–3 mm, M5	10
SKD 5 3–6	1022-322C	Shield diameter 3–6 mm, M5	10
SKD 5 6–8	1022-323C	Shield diameter 6–8 mm, M5	10
SKD 5 8–11	1022-324C	Shield diameter 8–11 mm, M5	10
SKD 5 11–16	1022-325C	Shield diameter 11–16 mm, M5	10
SKD 5 3–12	1022-331C	Shield diameter 3–12 mm, M5	10
SKD 5 7–18	1022-332C	Shield diameter 7–18 mm, M5	10
SKD 5 17–30	1022-326C	Shield diameter 17–30 mm, M5	10
C16/4 SKD	3011-210C	Mounting adapter for C-rail, M4	10



Shield clamp for direct assembly with strain relief

PRODUCT DESCRIPTION

The shield clamp for direct assembly can be screwed directly, for example, onto the mounting plate. Simply push the cable shield into the shield clamp in order to achieve secure contact.

The tension relief clamp offers the possibility of reducing strain on the cable sheath by using a cable tie.

- // very compact design
- // small range of items due to the shield clamp Multi
- // additional sizes available on demand
- // Strain relief by using a cable tie on the cable sheath

TECHNICAL DATA

Material: galvanised spring steel


ADVANTAGES

- // direct assembly with an M4 or M5 screw
- // Mounting onto a C-rail with a mounting adapter as an accessory part

ACCESSORIES

- // Mounting adapter for C-rails

SHIELD CLAMP FOR DIRECT ASSEMBLY WITH STRAIN RELIEF			
ITEM DESCRIPTION	ORDER NO.	DETAILED DESCRIPTION	PU
SKDZ 4 1,5–3	1022-201C	Shield diameter 1,5–3 mm, M4, with strain relief	10
SKDZ 4 3–6	1022-202C	Shield diameter 3–6 mm, M4, with strain relief	10
SKDZ 4 6–8	1022-203C	Shield diameter 6–8 mm, M4, with strain relief	10
SKDZ 4 8–11	1022-204C	Shield diameter 8–11 mm, M4, with strain relief	10
SKDZ 4 11–16	1022-205C	Shield diameter 11–16 mm, M4, with strain relief	10
SKDZ 4 3–12	1022-211C	Shield diameter 3–12 mm, M4, with strain relief	10
SKDZ 4 7–18	1022-212C	Shield diameter 7–18 mm, M4, with strain relief	10
SKDZ 4 17–30	1022-206C	Shield diameter 17–30 mm, M4, with strain relief	10
SKDZ 5 1,5–3	1022-221C	Shield diameter 1,5–3 mm, M5, with strain relief	10
SKDZ 5 3–6	1022-222C	Shield diameter 3–6 mm, M5, with strain relief	10
SKDZ 5 6–8	1022-223C	Shield diameter 6–8 mm, M5, with strain relief	10
SKDZ 5 8–11	1022-224C	Shield diameter 8–11 mm, M5, with strain relief	10
SKDZ 5 11–16	1022-225C	Shield diameter 11–16 mm, M5, with strain relief	10
SKDZ 5 3–12	1022-231C	Shield diameter 3–12 mm, M5, with strain relief	10
SKDZ 5 7–18	1022-232C	Shield diameter 7–18 mm, M5, with strain relief	10
SKDZ 5 17–30	1022-226C	Shield diameter 17–30 mm, M5, with strain relief	10
C16/4 SKD	3011-210C	Mounting adapter for C-rail, M4	10



HEBOCLIP clamp assembly with strain relief

PRODUCT DESCRIPTION

The HEBOCLIP clamp assembly for direct mounting serves as a universal carrier for up to 12 shield clamps with a clamp diameter of 1.5 mm to 18 mm. The clamp assembly can be shortened to the required amount by breaking unwanted clips off at the pre-determined breaking points. It is then attached using screws.

ADVANTAGES

- // connects up to 12 shield clamps per clamp assembly
- // space-saving assembly on the mounting plate
- // Universal carrier for shield clamps with a clamping range of 1.5 mm to 18 mm

- // breaking points allow an adaptation to the required number of cables
- // fewer stock items needed
- // very compact design
- // Strain relief with cable tie


TECHNICAL DATA

Material: galvanised spring steel

ACCESSORIES

- // Shield clamp
- // Shield clamp Multi
- // HEBOSET set of assorted fittings

HEBOCLIP CLAMP ASSEMBLY WITH STRAIN RELIEF			
ITEM DESCRIPTION	ORDER NO.	DETAILED DESCRIPTION	PU
HRDZ 4	1040-001B	Boring for M4, with strain relief	5
HRDZ 5	1040-002B	Boring for M5, with strain relief	5



HEBOCLIP for perforated plate

PRODUCT DESCRIPTION

The HEBOCLIP for perforated plate serves as a universal carrier for shield clamps ranging from a diameter of 1.5 mm to 18 mm. It can be snapped onto existing perforated plates with a material thickness of 1.5 mm to 3 mm without the use of tools. Simply snap the adequate shield clamp onto the clip and push the cable shield into place.

ADVANTAGES

- // tool-free assembly on the perforated plate
- // Universal carrier for shield clamps with clamping ranges varying from 1.5 mm to 18 mm
- // fewer stock items
- // extremely compact design

- // Strain relief by using a cable tie on the cable sheath

TECHNICAL DATA

Material: galvanised spring steel

ACCESSORIES

- // Shield clamp
- // Shield clamp Multi
- // HEBOSET set of assorted fittings

HEBOCLIP FOR PERFORATED PLATE WITH STRAIN RELIEF			
ITEM DESCRIPTION	ORDER NO.	DETAILED DESCRIPTION	PU
HLZ 8/12	1035-024C	for perforations 8 x 8 mm, web mesh 4 mm, hole spacing 28 mm, with strain relief	10
HLZ 8/10	1035-022C	for perforations 8 x 8 mm, web mesh 2 mm, hole spacing 42 mm, with strain relief	10



Shield clamp for perforated plate

PRODUCT DESCRIPTION

The shield clamp for perforated plate can be snapped onto existing perforated plates with a material thickness of 1.5 mm to 3 mm and a perforation of 8 x 8 mm without the use of tools.
To assure safe contact, the cable shield simply has to be pushed into the shield clamp.

ADVANTAGES

- // tool-free assembly on the perforated plate
- // wide clamping range
- // fewer stock items
- // extremely compact design

TECHNICAL DATA

Material: galvanised spring steel

SHIELD CLAMP FOR PERFORATED PLATE WITHOUT STRAIN RELIEF			
ITEM DESCRIPTION	ORDER NO.	DETAILED DESCRIPTION	PU
SKL 8/12 1,5-3	1035-231C	Shield diameter 1.5-3 mm, hole spacing 28 mm	10
SKL 8/12 3-6	1035-232C	Shield diameter 3-6 mm, hole spacing 28 mm	10
SKL 8/12 6-8	1035-233C	Shield diameter 6-8 mm, hole spacing 28 mm	10
SKL 8/12 8-11	1035-234C	Shield diameter 8-11 mm, hole spacing 28 mm	10
SKL 8/12 11-16	1035-235C	Shield diameter 11-16 mm, hole spacing 28 mm	10
SKL 8/12 3-12	1035-242C	Shield diameter 3-12 mm, hole spacing 28 mm	10
SKL 8/12 7-18	1035-243C	Shield diameter 7-18 mm, hole spacing 28 mm	10
SKL 8/12 17-30	1035-236C	Shield diameter 17-30 mm, hole spacing 28 mm	10
SKL 8/10 1,5-3	1035-261C	Shield diameter 1.5-3 mm, hole spacing 42 mm	10
SKL 8/10 3-6	1035-262C	Shield diameter 3-6mm, hole spacing 42 mm	10
SKL 8/10 6-8	1035-263C	Shield diameter 6-8 mm, hole spacing 42 mm	10
SKL 8/10 8-11	1035-264C	Shield diameter 8-11 mm, hole spacing 42 mm	10
SKL 8/10 11-16	1035-265C	Shield diameter 11-16 mm, hole spacing 42 mm	10
SKL 8/10 3-12	1035-252C	Shield diameter 3-12 mm, hole spacing 42 mm	10
SKL 8/10 7-18	1035-253C	Shield diameter 7-18 mm, hole spacing 42 mm	10
SKL 8/10 17-30	1035-266C	Shield diameter 17-30 mm, hole spacing 42 mm	10



Shield clamp for perforated plate with strain relief

PRODUCT DESCRIPTION

The shield clamp for perforated plate can be snapped onto existing perforated plates with a material thickness of 1.5 mm to 3 mm and a perforation of 8 x 8 mm without the use of tools.
To assure safe contact, the cable shield simply has to be pushed into the shield clamp.
The strain relief clamp provides the possibility of strain relief of the cable sheath by using a cable tie.

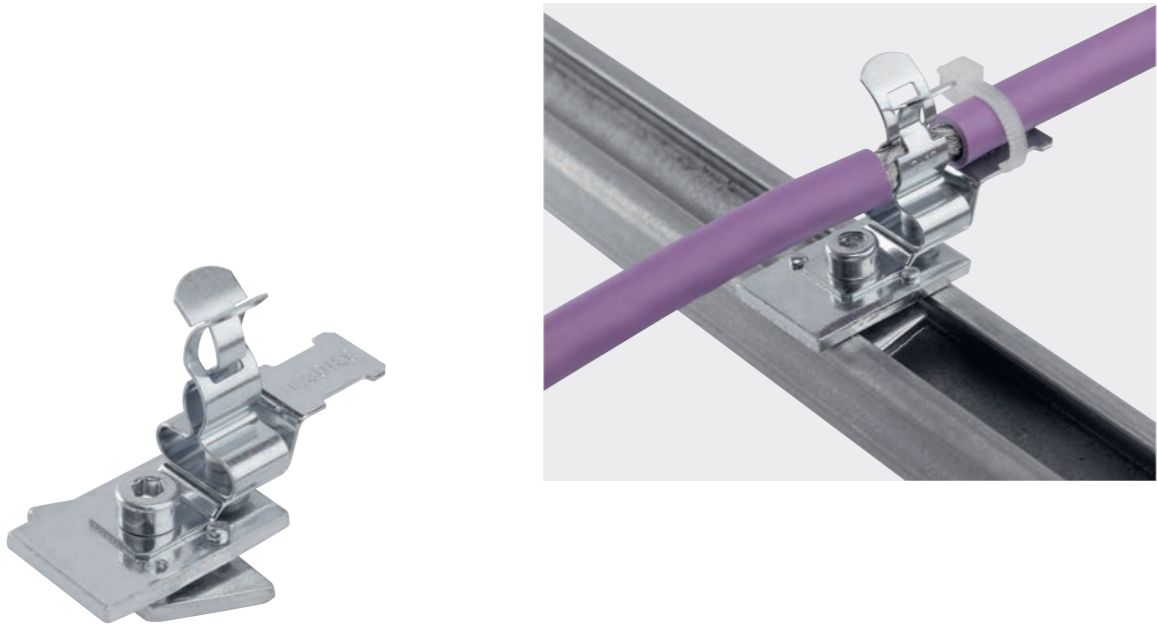
ADVANTAGES

- // tool-free assembly on the perforated plate
- // wide clamping range
- // fewer stock items
- // extremely compact design
- // Strain relief by using a cable tie on the cable sheath

TECHNICAL DATA

Material: galvanised spring steel

SHIELD CLAMP FOR PERFORATED PLATE WITH STRAIN RELIEF			
ITEM DESCRIPTION	ORDER NO.	DETAILED DESCRIPTION	PU
SKLZ 8/12 1,5-3	1035-031C	Shield diameter 1.5-3 mm, hole spacing 28 mm, with strain relief	10
SKLZ 8/12 3-6	1035-032C	Shield diameter 3-6 mm, hole spacing 28 mm, with strain relief	10
SKLZ 8/12 6-8	1035-033C	Shield diameter 6-8 mm, hole spacing 28 mm, with strain relief	10
SKLZ 8/12 8-11	1035-034C	Shield diameter 8-11 mm, hole spacing 28 mm, with strain relief	10
SKLZ 8/12 11-16	1035-035C	Shield diameter 11-16 mm, hole spacing 28 mm, with strain relief	10
SKLZ 8/12 3-12	1035-042C	Shield diameter 3-12 mm, hole spacing 28 mm, with strain relief	10
SKLZ 8/12 7-18	1035-044C	Shield diameter 7-18 mm, hole spacing 28 mm, with strain relief	10
SKLZ 8/12 17-30	1035-046C	Shield diameter 17-30 mm, hole spacing 28 mm, with strain relief	10
SKLZ 8/10 1,5-3	1035-061C	Shield diameter 1.5-3 mm, hole spacing 42 mm, with strain relief	10
SKLZ 8/10 3-6	1035-062C	Shield diameter 3-6mm, hole spacing 42 mm, with strain relief	10
SKLZ 8/10 6-8	1035-063C	Shield diameter 6-8 mm, hole spacing 42 mm, with strain relief	10
SKLZ 8/10 8-11	1035-064C	Shield diameter 8-11 mm, hole spacing 42 mm, with strain relief	10
SKLZ 8/10 11-16	1035-065C	Shield diameter 11-16 mm, hole spacing 42 mm, with strain relief	10
SKLZ 8/10 3-12	1035-052C	Shield diameter 3-12 mm, hole spacing 42 mm, with strain relief	10
SKLZ 8/10 7-18	1035-054C	Shield diameter 7-18 mm, hole spacing 42 mm, with strain relief	10
SKLZ 8/10 17-30	1035-056C	Shield diameter 17-30 mm, hole spacing 42 mm, with strain relief	10



Shield clamp with mounting adapter for C11-rail

PRODUCT DESCRIPTION

The shield clamp on mounting adapter is placed on the 11 mm C-rail and seized up with the help of a M4 fastening screw and a slide nut. For safe contacting, the cable shield only has to be pressed into the shield clamp. The strain relief bracket offers the possibility of strain relief on the cable sheath with cable ties.


ADVANTAGES

- // small range of items due to the Shield clamp Multi
- // Strain relief by using a cable tie on the cable sheath
- // very compact design

TECHNICAL DATA

Material: galvanised spring steel

SHIELD CLAMP WITH MOUNTING ADAPTER FOR C11-RAIL WITH STRAIN RELIEF			
ITEM DESCRIPTION	ORDER NO.	DETAILED DESCRIPTION	PU
SKDZ 4 1,5-3 C11	1037-021C	Shield diameter 1.5-3 mm, M4, with strain relief	10
SKDZ 4 3-6 C11	1037-022C	Shield diameter 3-6 mm, M4, with strain relief	10
SKDZ 4 6-8 C11	1037-023C	Shield diameter 6-8 mm, M4, with strain relief	10
SKDZ 4 8-11 C11	1037-024C	Shield diameter 8-11 mm, M4, with strain relief	10
SKDZ 4 11-16 C11	1037-025C	Shield diameter 11-16 mm, M4, with strain relief	10
SKDZ 4 3-12 C11	1037-031C	Shield diameter 3-12 mm, M4, with strain relief	10
SKDZ 4 7-18 C11	1037-032C	Shield diameter 7-18 mm, M4, with strain relief	10
SKDZ 4 17-30 C11	1037-026C	Shield diameter 17-30 mm, M4, with strain relief	10



Shield clamp with mounting adapter for C16-rail

PRODUCT DESCRIPTION

The shield clamp for C-rail can be assembled with a 90° turn into C-rail profiles with a 16 mm slot. With the assistance for the M4-fastening screw the mounting adapter is pinched into the C-rail. Simply push the cable shield into shield clamp in order to achieve secure contact. The strain relief bar offers the possibility of reducing strain on the cable sheath by using a cable tie.


ADVANTAGES

- // small range of items due to the shield clamp Multi
- // Strain relief by using a cable tie on the cable sheath
- // very compact design

TECHNICAL DATA

Material: galvanised spring steel

SHIELD CLAMP WITH MOUNTING ADAPTER FOR C16-RAIL WITH STRAIN RELIEF			
ITEM DESCRIPTION	ORDER NO.	DETAILED DESCRIPTION	PU
SKDZ 4 1,5-3 C16	1037-001C	Shield diameter 1.5-3 mm, M4, with strain relief	10
SKDZ 4 3-6 C16	1037-002C	Shield diameter 3-6 mm, M4, with strain relief	10
SKDZ 4 6-8 C16	1037-003C	Shield diameter 6-8 mm, M4, with strain relief	10
SKDZ 4 8-11 C16	1037-004C	Shield diameter 8-11 mm, M4, with strain relief	10
SKDZ 4 11-16 C16	1037-005C	Shield diameter 11-16 mm, M4, with strain relief	10
SKDZ 4 3-12 C16	1037-011C	Shield diameter 3-12 mm, M4, with strain relief	10
SKDZ 4 7-18 C16	1037-012C	Shield diameter 7-18 mm, M4, with strain relief	10
SKDZ 4 17-30 C16	1037-006C	Shield diameter 17-30 mm, M4, with strain relief	10



Shield clamp riveted on earthing tape

PRODUCT DESCRIPTION

The shield clamp riveted on earthing tape offers the possibility of flexibly derivating the interference currents via the ground strap and is used in places that are difficult to access. The cable shield is contacted over a large area via the shield clamp. With the strain relief bracket, the cable sheath can be additionally secured by a cable tie.

Optimum solutions cannot always be achieved with standardized shield connections. We will be happy to find the perfect solution for you. With us, you can freely select the shield clamp and the earthing tape in terms of length, cross-section and hole diameter.

ADVANTAGES

- // easy handling
- // consistently good contact due to spring pressure
- // flexible and very good shield connection

TECHNICAL DATA

- // Shield clamp: galvanised spring steel
- // Earthing tape: tinned copper

SHIELD CLAMP RIVETED ON EARTHING TAPE			
ITEM DESCRIPTION	ORDER NO.	DETAILED DESCRIPTION	PU
HSKM 3-12 FE 06 100 06	1080-101C	Shield diameter 3–12 mm, 6 mm², 100 mm, M6	10
HSKM 3-12 FE 06 150 06	1080-102C	Shield diameter 3–12 mm, 6 mm², 150 mm, M6	10
HSKM 3-12 FE 06 200 06	1080-103C	Shield diameter 3–12 mm, 6 mm², 200 mm, M6	10
HSKM 3-12 FE 10 100 06	1080-104C	Shield diameter 3–12 mm, 10 mm², 100 mm, M6	10
HSKM 3-12 FE 10 150 06	1080-105C	Shield diameter 3–12 mm, 10 mm², 150 mm, M6	10
HSKM 3-12 FE 10 200 06	1080-106C	Shield diameter 3–12 mm, 10 mm², 200 mm, M6	10
HSKM 7-18 FE 06 100 06	1080-107C	Shield diameter 7–18 mm, 6 mm², 100 mm, M6	10
HSKM 7-18 FE 06 150 06	1080-108C	Shield diameter 7–18 mm, 6 mm², 150 mm, M6	10
HSKM 7-18 FE 06 200 06	1080-109C	Shield diameter 7–18 mm, 6 mm², 200 mm, M6	10
HSKM 7-18 FE 10 100 06	1080-110C	Shield diameter 7–18 mm, 10 mm², 100 mm, M6	10
HSKM 7-18 FE 10 150 06	1080-111C	Shield diameter 7–18 mm, 10 mm², 150 mm, M6	10
HSKM 7-18 FE 10 200 06	1080-112C	Shield diameter 7–18 mm, 10 mm², 200 mm, M6	10
HSK XX-XX FE XX XXX XX	XXXX-XXxE	freely selectable	50



HEBOSET set of assorted fittings

PRODUCT DESCRIPTION

With HEBOSET you always have the right shield clamp and carrier at hand. We would be pleased to provide a special assortment to fit your specific needs.

CONTENT HEBOSET SMALL

- // 15 x shield clamp HSK 1.5–3
- // 15 x shield clamp HSK 3–6
- // 15 x shield clamp HSK 6–8
- // 15 x shield clamp HSK 8–11
- // 5 x shield clamp HSKM 3–12
- // 5 x shield clamp HSKM 7–18
- // 10 x HEBOCLIP with clip foot HHZ-2
- // 10 x HEBOCLIP for direct mounting HDZ 4
- // 10 x HEBOCLIP for busbar HSZ 3
- // 3 x HEBOCLIP clamp assembly for direct mounting HRDZ
- // 3 x HEBOCLIP Duo 3–6
- // 3 x HEBOCLIP Duo 6–8

ADVANTAGES

- // all parts are clearly arranged
- // all-purpose usage
- // Set box in sturdy workshop design
- // Set box individually filled to reflect your requirements

CONTENT HEBOSET BIG

- // 25 x shield clamp HSK 1.5–3
- // 25 x shield clamp HSK 3–6
- // 25 x shield clamp HSK 6–8
- // 25 x shield clamp HSK 8–11
- // 15 x shield clamp HSK 11–16
- // 20 x shield clamp HSKM 3–12
- // 10 x shield clamp HSKM 7–18
- // 10 x HEBOCLIP with clip foot HHZ-2
- // 20 x HEBOCLIP for direct mounting HDZ 4
- // 20 x HEBOCLIP for busbar HSZ 3
- // 3 x HEBOCLIP clamp assembly for direct mounting HRDZ
- // 5 x HEBOCLIP Duo 1,5–3
- // 5 x HEBOCLIP Duo 3–6
- // 5 x HEBOCLIP Duo 6–8
- // 3 x HEBOCLIP Duo 3–12

HEBOSET SET OF ASSORTED FITTINGS			
ITEM DESCRIPTION	ORDER NO.	DETAILED DESCRIPTION	PU
HEBOSET small	1029-001A	109-part set	1
HEBOSET big	1029-002A	216-part set	1
HEBOSET customised	1029-xxx	individually equipped on request	3



Shield clamp riveted on ring cable lug

PRODUCT DESCRIPTION

The cable shield is pressed into the shield clamp and holds independently due to the large clamping force. A short ground connection can be made with a cable strand at the pre-assembled crimp connection. With the strain relief bracket, the cable sheath can be additionally secured by a cable tie.

ADVANTAGES

- // easy handling
- // consistently good contact due to spring pressure
- // very good derivation of high-frequency interference currents

TECHNICAL DATA

- // Material shield clamp: case-hardened spring steel
- // Material ring cable lug: red insulation for wire cross-section 0.5–1.5 mm²

SHIELD CLAMP RIVETED ON RING CABLE LUG WITHOUT STRAIN RELIEF			
ITEM DESCRIPTION	ORDER NO.	DETAILED DESCRIPTION	PU
HSK-RKS 1,5–3 R1,5²	1016-001C	Shield diameter 1.5–3 mm, wire cross-section 0.5–1.5 mm²	10
HSK-RKS 3–6 R1,5²	1016-002C	Shield diameter 3–6 mm, wire cross-section 0.5–1.5 mm²	10
HSK-RKS 6–8 R1,5²	1016-003C	Shield diameter 6–8 mm, wire cross-section 0.5–1.5 mm²	10
HSK-RKS 8–11 R1,5²	1016-004C	Shield diameter 8–11 mm, wire cross-section 0.5–1.5 mm²	10
HSKM-RKS 3–12 R1,5²	1016-007C	Shield diameter 3–12 mm, wire cross-section 0.5–1.5 mm²	10

SHIELD CLAMP RIVETED ON RING CABLE LUG WITH STRAIN RELIEF			
ITEM DESCRIPTION	ORDER NO.	DETAILED DESCRIPTION	PU
HSK-RKS-Z 1,5–3 R1,5²	1016-101C	Shield diameter 1.5–3 mm, wire cross-section 0.5–1.5 mm²	10
HSK-RKS-Z 3–6 R1,5²	1016-102C	Shield diameter 3–6 mm, wire cross-section 0.5–1.5 mm²	10
HSK-RKS-Z 6–8 R1,5²	1016-103C	Shield diameter 6–8 mm, wire cross-section 0.5–1.5 mm²	10
HSK-RKS-Z 8–11 R1,5²	1016-104C	Shield diameter 8–11 mm, wire cross-section 0.5–1.5 mm²	10
HSKM-RKS-Z 3–12 R1,5²	1016-107C	Shield diameter 3–12 mm, wire cross-section 0.5–1.5 mm²	10



Shield clamp riveted on ring cable lug

PRODUCT DESCRIPTION

The cable shield is pressed into the shield clamp and holds independently due to the large clamping force. A short ground connection can be made with a cable strand at the pre-assembled crimp connection. With the strain relief bracket, the cable sheath can be additionally secured by a cable tie.

ADVANTAGES


- // easy handling
- // consistently good contact due to spring pressure
- // very good derivation of high-frequency interference currents

TECHNICAL DATA

- // Material shield clamp: case-hardened spring steel
- // Material ring cable lug: blue insulation for wire cross-section 1.0–2.5 mm²

SHIELD CLAMP RIVETED ON RING CABLE LUG WITHOUT STRAIN RELIEF			
ITEM DESCRIPTION	ORDER NO.	DETAILED DESCRIPTION	PU
HSK-RKS 1,5–3 B2,5²	1016-011C	Shield diameter 1.5–3 mm, wire cross-section 1.0–2.5 mm²	10
HSK-RKS 3–6 B2,5²	1016-012C	Shield diameter 3–6 mm, wire cross-section 1.0–2.5 mm²	10
HSK-RKS 6–8 B2,5²	1016-013C	Shield diameter 6–8 mm, wire cross-section 1.0–2.5 mm²	10
HSK-RKS 8–11 B2,5²	1016-014C	Shield diameter 8–11 mm, wire cross-section 1.0–2.5 mm²	10
HSKM-RKS 3–12 B2,5²	1016-017C	Shield diameter 3–12 mm, wire cross-section 1.0–2.5 mm²	10

SHIELD CLAMP RIVETED ON RING CABLE LUG WITH STRAIN RELIEF			
ITEM DESCRIPTION	ORDER NO.	DETAILED DESCRIPTION	PU
HSK-RKS-Z 1,5–3 B2,5²	1016-111C	Shield diameter 1.5–3 mm, wire cross-section 1.0–2.5 mm²	10
HSK-RKS-Z 3–6 B2,5²	1016-112C	Shield diameter 3–6 mm, wire cross-section 1.0–2.5 mm²	10
HSK-RKS-Z 6–8 B2,5²	1016-113C	Shield diameter 6–8 mm, wire cross-section 1.0–2.5 mm²	10
HSK-RKS-Z 8–11 B2,5²	1016-114C	Shield diameter 8–11 mm, wire cross-section 1.0–2.5 mm²	10
HSKM-RKS-Z 3–12 B2,5²	1016-117C	Shield diameter 3–12 mm, wire cross-section 1.0–2.5 mm²	10



Shield clamp riveted on ring cable lug

PRODUCT DESCRIPTION

The cable shield is pressed into the shield clamp and holds independently due to the large clamping force. A short ground connection can be made with a cable strand at the pre-assembled crimp connection. With the strain relief bracket, the cable sheath can be additionally secured by a cable tie.

ADVANTAGES

- // easy handling
- // consistently good contact due to spring pressure
- // very good derivation of high-frequency interference currents

TECHNICAL DATA

- // Material shield clamp: case-hardened spring steel
- // Material ring cable lug: yellow insulation for wire cross-section 4.0–6.0 mm²

SHIELD CLAMP RIVETED ON RING CABLE LUG WITHOUT STRAIN RELIEF			
ITEM DESCRIPTION	ORDER NO.	DETAILED DESCRIPTION	PU
HSK-RKS 1,5–3 G6²	1016-021C	Shield diameter 1.5–3 mm, wire cross-section 4.0–6.0 mm²	10
HSK-RKS 3–6 G6²	1016-022C	Shield diameter 3–6 mm, wire cross-section 4.0–6.0 mm²	10
HSK-RKS 6–8 G6²	1016-023C	Shield diameter 6–8 mm, wire cross-section 4.0–6.0 mm²	10
HSK-RKS 8–11 G6²	1016-024C	Shield diameter 8–11 mm, wire cross-section 4.0–6.0 mm²	10
HSKM-RKS 3–12 G6²	1016-027C	Shield diameter 3–12 mm, wire cross-section 4.0–6.0 mm²	10

SHIELD CLAMP RIVETED ON RING CABLE LUG WITH STRAIN RELIEF			
ITEM DESCRIPTION	ORDER NO.	DETAILED DESCRIPTION	PU
HSK-RKS-Z 1,5–3 G6²	1016-121C	Shield diameter 1.5–3 mm, wire cross-section 4.0–6.0 mm²	10
HSK-RKS-Z 3–6 G6²	1016-122C	Shield diameter 3–6 mm, wire cross-section 4.0–6.0 mm²	10
HSK-RKS-Z 6–8 G6²	1016-123C	Shield diameter 6–8 mm, wire cross-section 4.0–6.0 mm²	10
HSK-RKS-Z 8–11 G6²	1016-124C	Shield diameter 8–11 mm, wire cross-section 4.0–6.0 mm²	10
HSKM-RKS-Z 3–12 G6²	1016-127C	Shield diameter 3–12 mm, wire cross-section 4.0–6.0 mm²	10



Shield clamp riveted on soldering pin

PRODUCT DESCRIPTION

The shield clamp HSK is riveted on a soldering pin and is used for mounting on printed circuit boards. For safe contacting, the cable shield only has to be pressed into the shield clamp.

ADVANTAGES

- // easy handling
- // consistently good contact due to spring pressure
- // very good derivation of high-frequency interference currents

TECHNICAL DATA

- // Material shield clamp: galvanised spring steel
- // Material soldering pin: tinned brass

SHIELD CLAMP RIVETED ON SOLDERING PIN			
ITEM DESCRIPTION	ORDER NO.	DETAILED DESCRIPTION	PU
SKLF 1,5–3	1080-012C	Shield diameter 1.5–3 mm	10
SKLF 3–6	1080-013C	Shield diameter 3–6 mm	10
SKLF 6–8	1080-014C	Shield diameter 6–8 mm	10



Customised shield connection

PRODUCT DESCRIPTION

Standard shield connections often do not offer ideal solutions. We are able to offer practical assembly solutions for all requirements. Such an offer would be according to your demand, even in small quantities, without you having to waive the proven advantages of the HEBOCLIP-system.

EXAMPLES

Picture 1: Customized metal band and equipping with shield clamps according to customer's requirements.

Picture 2: The shield clamp on mounting bracket is used for the assembly on a 4 mm stud bolt on a control panel door. A second possibility is a cable holder affixed with a bolt-setting tool directly onto a steel construction.

Picture 3: Shield clamp with HEBOCLIP and special surface coating.

Picture 4: This shield connection is fixed with the multi-purpose clamp onto a cylindrical component. The cable shield of a sensor cable will make contact with the shield clamp.


Picture 5: The shield clamps mounted on a sheet metal mounting bracket enables an ideal adaptation to the mechanical measurements.

Picture 6: This picture shows the HEBOCLIP-system mounted on a shielding plate for 24-pin connection plates. The HEBOCLIPS can be equipped with shield clamps according to specific requirements.

Picture 7: The Shield clamp Multi used in this shield plate enables particularly flexible assembly.

Picture 8: Specially developed bracket for mounting profiles equipped with the HEBOCLIP system.

Advantages
// technically and economically ideal solutions, made accordingly to your demands
// for small and large scale production series





Earthing tapes

PRODUCT DESCRIPTION

Earthing tapes made of flexible copper conductors with seamless pressed sleeves and holes for metric screws.

ADVANTAGES

- // seamless pressed sleeves
- // the best conduction of high-frequency interference
- // lowest contact resistance
- // high tensile strength and durability

- // a huge variety of earthing tapes with different lengths, cross sections and holes
- // special sizes upon request

TECHNICAL DATA


Material: tin-coated copper

OPTION

- // Express manufacturing of custom designs

EARTHING TAPES			
ITEM DESCRIPTION	ORDER NO.	DETAILED DESCRIPTION	PU
Earthing tape	5-KT004010004C	4 mm², 100 mm, M4	10
Earthing tape	5-KT006010004C	6 mm², 100 mm, M4	10
Earthing tape	5-KT006010006C	6 mm², 100 mm, M6	10
Earthing tape	5-KT006012006C	6 mm², 120 mm, M6	10
Earthing tape	5-KT006015006C	6 mm², 150 mm, M6	10
Earthing tape	5-KT006020004C	6 mm², 200 mm, M4	10
Earthing tape	5-KT006020006C	6 mm², 200 mm, M6	10
Earthing tape	5-KT01002000608C	10 mm², 200 mm, M6–M8	10
Earthing tape	5-KT006030006C	6 mm², 300 mm, M6	10
Earthing tape	5-KT01003000608C	10 mm², 300 mm, M6–M8	10
Earthing tape	5-KT006035006C	6 mm², 350 mm, M6	10
Earthing tape	5-KT006040006C	6 mm², 400 mm, M6	10
Earthing tape	5-KT006050006C	6 mm², 500 mm, M6	10
Earthing tape	5-KT006060006C	6 mm², 600 mm, M6	10
Earthing tape	5-KT010010006C	10 mm², 100 mm, M6	10
Earthing tape	5-KT010010008C	10 mm², 100 mm, M8	10
Earthing tape	5-KT010015006C	10 mm², 150 mm, M6	10
Earthing tape	5-KT010015008C	10 mm², 150 mm, M8	10
Earthing tape	5-KT010020006C	10 mm², 200 mm, M6	10
Earthing tape	5-KT010020008C	10 mm², 200 mm, M8	10
Earthing tape	5-KT010025006C	10 mm², 250 mm, M6	10
Earthing tape	5-KT010030006C	10 mm², 300 mm, M6	10
Earthing tape	5-KT010030008C	10 mm², 300 mm, M8	10
Earthing tape	5-KT010035006C	10 mm², 350 mm, M6	10
Earthing tape	5-KT010040006C	10 mm², 400 mm, M6	10
Earthing tape	5-KT010040008C	10 mm², 400 mm, M8	10

EARTHING TAPES			
ITEM DESCRIPTION	ORDER NO.	DETAILED DESCRIPTION	PU
Earthing tape	5-KT010050006C	10 mm², 500 mm, M6	10
Earthing tape	5-KT010050008C	10 mm², 500 mm, M8	10
Earthing tape	5-KT010060006C	10 mm², 600 mm, M6	10
Earthing tape	5-KT016010006C	16 mm², 100 mm, M6	10
Earthing tape	5-KT016010008C	16 mm², 100 mm, M8	10
Earthing tape	5-KT016015006C	16 mm², 150 mm, M6	10
Earthing tape	5-KT01601500608C	16 mm², 150 mm, M6–M8	10
Earthing tape	5-KT016015008C	16 mm², 150 mm, M8	10
Earthing tape	5-KT016020006C	16 mm², 200 mm, M6	10
Earthing tape	5-KT01602000608C	16 mm², 200 mm, M6–M8	10
Earthing tape	5-KT016020008C	16 mm², 200 mm, M8	10
Earthing tape	5-KT016025008C	16 mm², 250 mm, M8	10
Earthing tape	5-KT016030006C	16 mm², 300 mm, M6	10
Earthing tape	5-KT01603000608C	16 mm², 300 mm, M6–M8	10
Earthing tape	5-KT016030008C	16 mm², 300 mm, M8	10
Earthing tape	5-KT016035008C	16 mm², 350 mm, M8	10
Earthing tape	5-KT016040006C	16 mm², 400 mm, M6	10
Earthing tape	5-KT016040008C	16 mm², 400 mm, M8	10
Earthing tape	5-KT016050006C	16 mm², 500 mm, M6	10
Earthing tape	5-KT016050008C	16 mm², 500 mm, M8	10
Earthing tape	5-KT016060008C	16 mm², 600 mm, M8	10
Earthing tape	5-KT016080008C	16 mm², 800 mm, M8	10
Earthing tape	5-KT016150008C	16 mm², 1.500 mm, M8	10
Earthing tape	5-KT025010008C	25 mm², 100 mm, M8	10
Earthing tape	5-KT025010010C	25 mm², 100 mm, M10	10
Earthing tape	5-KT025015008C	25 mm², 150 mm, M8	10
Earthing tape	5-KT025015010C	25 mm², 150 mm, M10	10
Earthing tape	5-KT025020006C	25 mm², 200 mm, M6	10
Earthing tape	5-KT025020008C	25 mm², 200 mm, M8	10
Earthing tape	5-KT025020010C	25 mm², 200 mm, M10	10
Earthing tape	5-KT025025008C	25 mm², 250 mm, M8	10
Earthing tape	5-KT025025010C	25 mm², 250 mm, M10	10
Earthing tape	5-KT025030008C	25 mm², 300 mm, M8	10
Earthing tape	5-KT025030010C	25 mm², 300 mm, M10	10
Earthing tape	5-KT025030012C	25 mm², 300 mm, M12	10
Earthing tape	5-KT025035010C	25 mm², 350 mm, M10	10
Earthing tape	5-KT025040006C	25 mm², 400 mm, M6	10
Earthing tape	5-KT025040008C	25 mm², 400 mm, M8	10
Earthing tape	5-KT025040010C	25 mm², 400 mm, M10	10
Earthing tape	5-KT025050008C	25 mm², 500 mm, M8	10
Earthing tape	5-KT025060008C	25 mm², 600 mm, M8	10
Earthing tape	5-KT025070008C	25 mm², 700 mm, M8	10
Earthing tape	5-KT025080008C	25 mm² 800 mm, M8	10
Earthing tape	5-KT025100008C	25 mm², 1.000 mm, M8	10
Earthing tape	5-KT035040008C	35 mm², 400 mm, M8	10
Earthing tape	5-KT050025010C	50 mm², 250 mm, M10	10
Earthing tape	5-KT050030008C	50 mm², 300 mm, M8	10
Earthing tape	5-KT050040008C	50 mm², 400 mm, M8	10
Earthing tape	5-KT070030010C	70 mm², 300 mm, M10	10
Earthing tape	5-KT070050010C	70 mm², 500 mm, M10	10



Earthing tape on reel

PRODUCT DESCRIPTION

The earthing tape on reel is available in various cross-sections and sizes and can be cut to the desired length.

ADVANTAGES

- // seamless pressed sleeves
- // the best conduction of high-frequency interference
- // lowest contact resistance
- // high tensile strength and durability
- // a huge variety of earthing tapes with different lengths, cross sections and holes

TECHNICAL DATA

Material: tinned flat copper wire braiding


ACCESSORIES

- // HEBOPRESS earthing tape cable lug

OPTION

- // ready-made earthing tapes
- // special sizes upon request

EARTHING TAPE ON REEL				
ITEM DESCRIPTION	ORDER NO.	DETAILED DESCRIPTION	SINGLE WIRE DIAMETER	PU
Earthing tape on reel	5-KO-0040-10-50m	4 mm², 50 m	0.1 mm	1
Earthing tape on reel	5-KO-0060-10-50m	6 mm², 50 m	0.1 mm	1
Earthing tape on reel	5-KO-0100-20	10 mm², 25 m	0.2 mm	1
Earthing tape on reel	5-KO-0100-20-100m	10 mm², 100 m	0.2 mm	1
Earthing tape on reel	5-KO-0160-20	16 mm², 25 m	0.2 mm	1
Earthing tape on reel	5-KO-0160-20-100m	16 mm², 100 m	0.2 mm	1
Earthing tape on reel	5-KO-0250-20	25 mm², 25 m	0.2 mm	1
Earthing tape on reel	5-KO-0350-20	35 mm², 25 m	0.2 mm	1
Earthing tape on reel	5-KO-0500-20	50 mm², 25 m	0.2 mm	1
Earthing tape on reel	5-KO-0700-20	70 mm², 25 m	0.2 mm	1



Shielding braid

PRODUCT DESCRIPTION

Shielding braid of tin-plated copper wires is perfectly suited to protect pipes and cables from interfering influences from electric fields.

ADVANTAGES

- // high coverage
- // very good shielding effect

TECHNICAL DATA

Material: tin-plated copper
Temperature range: -50 °C up to 200 °C

SHIELDING BRAID			
ITEM DESCRIPTION	ORDER NO.	EXTENDABLE MIN – MAX	PU
Shielding braid	2050-001A	6–12 mm	100 m
Shielding braid	2050-002A	8–16 mm	100 m
Shielding braid	2050-003A	15–30 mm	100 m
Shielding braid	2050-004A	24–48 mm	100 m



HEBOPRESS earthing tape cable lugs and pin terminals

PRODUCT DESCRIPTION

The HEBOPRESS earthing tape cable lug and pin terminal for HEBOTEC-earthing tape on reel offers a unique opportunity to customize the length of the earthing braid. The optimum properties of a flat conductor in terms of electromagnetic compatibility are retained with this connection technology.

ADVANTAGES

// very good derivation of high-frequency interference currents

// very low contact resistances
// Manufacturing according to your requirements

TECHNICAL DATA

Material: tinned copper

ACCESSORIES

// Press inserts and tools
// Earthing tape on reel

HEBOPRESS EARTHING TAPE CABLE LUGS AND PIN TERMINALS				
ITEM DESCRIPTION	ORDER NO.	DIMENSION	DETAILED DESCRIPTION	PU
HPK 10-6	2040-011C	10 mm², M6	for earthing tape cable lugs	10
HPK 10-8	2040-012C	10 mm², M8	for earthing tape cable lugs	10
HPK 10-10	2040-013C	10 mm², M10	for earthing tape cable lugs	10
HPK 16-6	2040-001C	16 mm², M6	for earthing tape cable lugs	10
HPK 16-8	2040-002C	16 mm², M8	for earthing tape cable lugs	10
HPK 16-10	2040-003C	16 mm², M10	for earthing tape cable lugs	10
HPK 25/35-8	2040-062C	25/35 mm², M8	for earthing tape cable lugs	10
HPK 25/35-10	2040-063C	25/35 mm², M10	for earthing tape cable lugs	10
HPK 50-8	2040-071C	50 mm², M8	for earthing tape cable lugs	10
HPK 50-10	2040-072C	50 mm², M10	for earthing tape cable lugs	10
HPSK 10	2040-081C	10 mm²,	for pin terminals	10
HPSK 16	2040-082C	16 mm²	for pin terminals	10
HPSK 25	2040-083C	25 mm²	for pin terminals	10
Earthing tape on reel	5-KO-0100-20	10 mm², 25 m	single wire diameter 0.2 mm	1
Earthing tape on reel	5-KO-0160-20	16 mm², 25 m	single wire diameter 0.2 mm	1
Earthing tape on reel	5-KO-0250-20	25 mm², 25 m	single wire diameter 0.2 mm	1
Earthing tape on reel	5-KO-0350-20	35 mm², 25 m	single wire diameter 0.2 mm	1
Earthing tape on reel	5-KO-0500-20	50 mm², 25 m	single wire diameter 0.2 mm	1



HEBOPRESS tools

PRODUCT DESCRIPTION


It is very easy using HEBOPRESS tools to produce individualised earthing tapes.

Both, the hand press and the rechargeable battery press can be equipped with standard inserts, e.g. for circular cable-lugs.

ASSEMBLY

// Place inserts into press.
// Cut earthing tape from the reel to desired length.
// Push HEBOPRESS earthing tape cable-lugs onto the terminal of earthing tape.
// Grout HEBOPRESS earthing tape cable-lug.

HEBOPRESS TOOLS			
ITEM DESCRIPTION	ORDER NO.	DETAILED DESCRIPTION	PU
Press insert 10 for earthing tape cable lugs	2040-033A	for 10 mm²	1
Press insert 16 for earthing tape cable lugs	2040-032A	for 16 mm²	1
Press insert 25/35 for earthing tape cable lugs	2040-030A	for 25/35 mm²	1
Press insert 50/70 for earthing tape cable lugs	2040-034A	for 50/70 mm²	1
Press insert 10 for pin terminals	2040-035A	for 10 mm²	1
Press insert 16 for pin terminals	2040-036A	for 16 mm²	1
Press insert 25 for pin terminals	2040-037A	for 25 mm²	1
Earthing tape scissor	2040-041A	for the cutting of earthing tapes	1
Mandal press	2040-042A	for 10 mm² and 16 mm²	1
Battery press	2040-043A	Bosch Battery press	1
Battery press	2040-046A	Makita Battery press	1
Battery press Universal	2040-045A	Bosch Battery press	1
Battery press Universal	2040-047A	Makita Battery press	1
Adapter for press inserts	2040-044A	UA22 Adapter for HEBOTEC press inserts	1



Customised earthing tapes

PRODUCT DESCRIPTION

Standard earthing tapes do not always provide the ideal solution. We are able to offer earthing tapes, even for small batches, which are based on your needs and practical-related requirements. We can adapt the conducting material, dimensions and contact surface as well as the insulation in order to suit your individual demand.


ADVANTAGES

- // perfect technical and economical adaptations to meet your requirements
- // for small and large batches

TECHNICAL DATA

Materials: blank copper, tin-plated copper, aluminium, stainless steel

Please contact our customer service department with your requests.



Patch panel for network cabinets, EMC conform

PRODUCT DESCRIPTION

The patch panel for network cabinets which conform with the EMC standards is designed for industrial operating conditions. It consists of a 19" distribution panel for 24 x RJ 45 modules. The cable shield is optimally contacted using shield clamps. The strain relief clamps provide the possibility of individual strain relief of the cable sheath by using a cable tie.

ADVANTAGES

- // EMC-conform
- // tool-free assembly
- // both-sided earth bolt for connection of an earthing tape

- // constant contact with cable shield due to spring pressure
- // Strain relief by using a cable tie on the cable sheath



TECHNICAL DATA

Material: galvanised sheet steel, galvanised spring steel, light grey (RAL 7035) front surface, powder-coated

ACCESSORIES

- // Earthing tapes

PATCH PANEL FOR NETWORK CABINETS, EMC CONFORM			
ITEM DESCRIPTION	ORDER NO.	DETAILED DESCRIPTION	PU
Patch panel	1060-001A	for 24 x RJ 45 modules	1



Busbar support for 35 mm DIN-rail

PRODUCT DESCRIPTION

A 10 x 3 mm busbar can be assembled variably in regard to height, width as well as at the distance from the connections of the devices.

By combining the HEBOCLIPs HS(Z) and HSD(Z) and the shield clamps HSK(M), a great variety of possibilities exists which ensures a constantly excellent conductance of high-frequency interferences.

ADVANTAGES

- // variable assembly regarding to width, height and distance from the connections of the devices
- // use of standard busbars 10 x 3 mm

- // highly flexible
- // high packing density

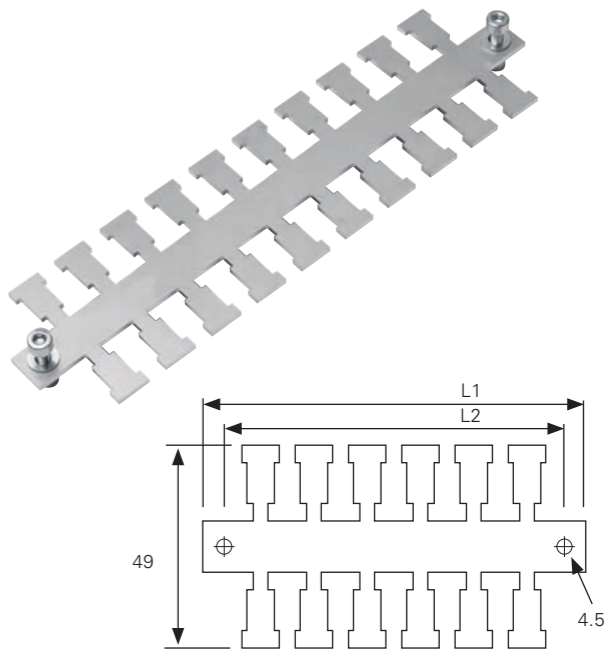

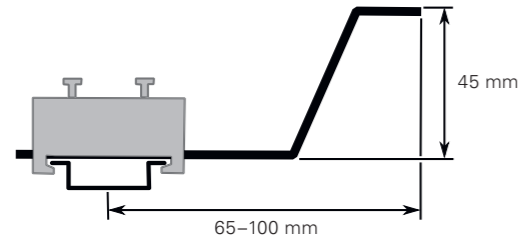
TECHNICAL DATA

Material: galvanised steel, tin-plated copper

ACCESSORIES

- // HEBOCLIP for busbar
- // HEBOCLIP Uno for busbar
- // HEBOCLIP Duo for busbar
- // Shield clamp
- // Busbar 10 x 3 x 1.000 mm
- // HEBOSET set of assorted fittings

BUSBAR SUPPORT FOR 35 MM DIN-RAIL			
ITEM DESCRIPTION	ORDER NO.	DETAILED DESCRIPTION	PU
SH	1092-001C	Busbar support	10
SV	1092-002C	Busbar connector	10
SSG	1092-003C	Busbar, curved, see sketch	10
SSTH-Set	1092-004A	Set of 2 x SH, 2 x SV, 2 x SSG	1
Busbar 10 x 3	1046-001B	Length 1.000 mm	5



Cable fixing plate

PRODUCT DESCRIPTION

The cable fixing plate KAL is suitable for strain relief through cable ties or hook-and-loop tape and derivation of high-frequency interferences on cable shields. The KAL is available for direct mounting, with distance sleeves or clip feet for 35 mm DIN rails.

TECHNICAL DATA

Material: stainless steel, KAL 59 galvanised steel

ACCESSORIES

- // Clip foot for 35 mm DIN rail, M4
- // Distance sleeve 8 mm with screw M4

CABLE FIXING PLATE					
ITEM DESCRIPTION	ORDER NO.	NUMBER OF THEETH	L1	L2	PU
KAL-2	1041-031C	2	50.5 mm	37.5 mm	10
KAL-4	1041-032C	4	83.5 mm	70.5 mm	10
KAL-6	1041-033C	6	116.5 mm	103.5 mm	10
KAL-8	1041-034C	8	149.5 mm	136.5 mm	10
KAL-10	1041-035C	10	182.5 mm	169.5 mm	10
KAL-29	1041-037C	29	494.5 mm	481.5 mm	10
KAL-59	1041-038C	59	990.0 mm	978.0 mm	10

CABLE FIXING PLATE ASSEMBLED ON CLIP-FOOT					
ITEM DESCRIPTION	ORDER NO.	NUMBER OF THEETH	L1	L2	PU
KAL-SF 2	1041-001C	2	50.5 mm	37.5 mm	10
KAL-SF 4	1041-002C	4	83.5 mm	70.5 mm	10
KAL-SF 6	1041-003C	6	116.5 mm	103.5 mm	10
KAL-SF 8	1041-004C	8	149.5 mm	136.5 mm	10
KAL-SF 10	1041-005C	10	182.5 mm	169.5 mm	10
Clip foot single	1030-020D				25

CABLE FIXING PLATE ASSEMBLED WITH SPACER AND STREW M4					
ITEM DESCRIPTION	ORDER NO.	NUMBER OF THEETH	L1	L2	PU
KAL-DH 2	1041-010C	2	50.5 mm	37.5 mm	10
KAL-DH 4	1041-011C	4	83.5 mm	70.5 mm	10
KAL-DH 6	1041-012C	6	116.5 mm	103.5 mm	10
KAL-DH 8	1041-013C	8	149.5 mm	136.5 mm	10
KAL-DH 10	1041-014C	10	182.5 mm	169.5 mm	10
Stand off 8 mm	1041-021D				25



Supports for 35 mm DIN-rail and busbar

PRODUCT DESCRIPTION

For easy mounting of busbars and 35 mm DIN rails. There are various supports available. To fix with an M6 screw.

TECHNICAL DATA

thread M6
Material: galvanised steel


ADVANTAGES

- // Depending on the application and installation conditions there are several supports available.
- // The support MSD even allows the assembly of two rails.

ACCESSORIES

- // Busbar 10 x 3 x 1.000 mm

SUPPORTS FOR 35 MM DIN-RAIL AND BUSBAR			
ITEM DESCRIPTION	ORDER NO.	MEASUREMENTS L X W X H	PU
MSA-49	1046-010C	80 x 20 x 49 mm	10
MSA-68	1046-011C	80 x 20 x 68 mm	10
MSA-88	1046-012C	80 x 20 x 88 mm	10
MSB-20	1046-020C	80 x 20 x 20 mm	10
MSB-30	1046-021C	80 x 20 x 30 mm	10
MSB-50	1046-022C	80 x 20 x 50 mm	10
MSB-90	1046-023C	80 x 20 x 90 mm	10
MSC-40	1046-030C	40 x 18 x 40 mm	10
MSC-53	1046-031C	40 x 18 x 53 mm	10
MSD-49	1046-040C	80 x 20 x 49 mm	10
Busbar 10 x 3	1046-001B	Length 1.000 mm	5



Grounding clamp

PRODUCT DESCRIPTION

The EMC grounding clamps with one or two fastening lugs can be used as shield contact directly on the mounting plate or at the electrical equipment. These open grounding clamps stand out due to their easy and problem-free handling.

ADVANTAGES

- // universally usable

TECHNICAL DATA

Material: galvanised steel

GROUNDING CLAMP WITH 1 FASTENING FLAP			
ITEM DESCRIPTION	ORDER NO.	DETAILED DESCRIPTION	PU
ESE 7	1044-010F	Clamping range 5.5–7.0 mm, M6	100
ESE 9	1044-011F	Clamping range 7.0–9.0 mm, M6	100
ESE 13	1044-012F	Clamping range 9.5–13.0 mm, M6	100
ESE 15,5	1044-013F	Clamping range 13.0–15.5 mm, M6	100
ESE 19	1044-014F	Clamping range 15.5–19.0 mm, M6	100
ESE 23	1044-015F	Clamping range 20.0–23.0 mm, M8	100
ESE 26	1044-016F	Clamping range 23.0–26.0 mm, M8	100
ESE 28,5	1044-017F	Clamping range 26.0–28.5 mm, M8	100
ESE 31	1044-018F	Clamping range 28.5–31.0 mm, M8	100
ESE 33	1044-019F	Clamping range 31.0–33.0 mm, M8	100

GROUNDING CLAMP WITH 2 FASTENING FLAPS			
ITEM DESCRIPTION	ORDER NO.	DETAILED DESCRIPTION	PU
ESD 7	1044-030F	Clamping range 5.5–7.0 mm, M5	100
ESD 9	1044-031F	Clamping range 7.0–9.0 mm, M5	100
ESD 13	1044-032F	Clamping range 9.5–13.0 mm, M5	100
ESD 15,5	1044-033F	Clamping range 13.0–15.5 mm, M5	100
ESD 19	1044-034F	Clamping range 15.5–19.0 mm, M5	100
ESD 23	1044-035F	Clamping range 20.0–23.0 mm, M6	100
ESD 26	1044-036F	Clamping range 23.0–26.0 mm, M6	100
ESD 28,5	1044-037F	Clamping range 26.0–28.5 mm, M6	100
ESD 31	1044-038F	Clamping range 28.5–31.0 mm, M6	100
ESD 33	1044-039F	Clamping range 31.0–33.0 mm, M6	100



Shielding clamp with spring

PRODUCT DESCRIPTION

The shielding clamp with spring is used for the connection of cable shields with the ground level. The clamp is available for direct mounting, assembly on busbar, C16- or 35 mm DIN-rails.

TECHNICAL DATA

Material: galvanised steel

ACCESSORIES

- // Clip foot for 35 mm DIN rail, M4
- // Busbar 10 x 3 x 1.000 mm

ADVANTAGES

- // through spring pressure steady contact to the cable shield
- // wide clamping range

SHIELDING CLAMP WITH SPRING AND CLIP FOOT			
ITEM DESCRIPTION	ORDER NO.	DETAILED DESCRIPTION	PU
SF-SK 3–8	1042-001C	Shield diameter 3–8 mm	10
SF-SK 4–13,5	1042-002C	Shield diameter 4–13.5 mm	10
SF-SK 10–20	1042-003C	Shield diameter 10–20 mm	10
SF-SK 15–32	1042-004C	Shield diameter 15–32 mm	10
Clip foot M4	1030-020D		25

SHIELDING CLAMP FOR DIRECT MOUNTING			
ITEM DESCRIPTION	ORDER NO.	DETAILED DESCRIPTION	PU
SK 3–8	1042-011C	Shield diameter 3–8 mm	10
SK 4–13,5	1042-012C	Shield diameter 4–13.5 mm	10
SK 10–20	1042-013C	Shield diameter 10–20 mm	10
SK 15–32	1042-014C	Shield diameter 15–32 mm	10

SHIELDING CLAMP FOR BUSBAR			
ITEM DESCRIPTION	ORDER NO.	DETAILED DESCRIPTION	PU
SKO 3–8	1042-021C	Shield diameter 3–8 mm	10
SKO 4–13,5	1042-022C	Shield diameter 4–13.5 mm	10
SKO 10–20	1042-023C	Shield diameter 10–20 mm	10
SKO 15–32	1042-024C	Shield diameter 15–32 mm	10
Busbar 10 x 3	1046-001B	Length 1.000 mm	5

SHIELDING CLAMP FOR C16-RAIL			
ITEM DESCRIPTION	ORDER NO.	DETAILED DESCRIPTION	PU
C16-SK 3–8	1042-031C	Shield diameter 3–8 mm	10
C16-SK 4–13,5	1042-032C	Shield diameter 4–13.5 mm	10
C16-SK 10–20	1042-033C	Shield diameter 10–20 mm	10
C16-SK 15–32	1042-034C	Shield diameter 15–32 mm	10



Shield connection for Busbar

PRODUCT DESCRIPTION

The shield connection for busbar SKS is suitable for the easy contacting of cable shields. Through the tool-free assembly and fastening via knurled screw, cable shields with a diameter from 2 mm to 35 mm can be contacted also subsequently.

ADVANTAGES

- // wide clamping ranges

TECHNICAL DATA

Material: galvanised steel

ACCESSOIRES

- // Busbar 10 x 3 x 1.000 mm

SHIELD CONNECTION FOR BUSBAR			
ITEM DESCRIPTION	ORDER NO.	DETAILED DESCRIPTION	PU
SKS 2–5	1043-001C	Clamping range 2–5 mm	10
SKS 3–8	1043-002C	Clamping range 3–8 mm	10
SKS 3–14	1043-003C	Clamping range 3–14 mm	10
SKS 3–20	1043-004C	Clamping range 3–20 mm	10
SKS 5–28	1043-005C	Clamping range 5–28 mm	10
SKS 20–35	1043-006C	Clamping range 20–35 mm	10
Busbar 10 x 3	1046-001B	Length 1.000 mm	5

PRODUCT LINE

Fastening systems

An increasing number of flexible and multi-purpose fastening systems is required for the cabling of machines and facilities.

The repeatedly reusable HEBOTEC products satisfy these needs.

Furthermore, HEBOTEC also offers solutions using self-extinguishing materials according to the Flammability Test UL94.

These products have been approved by many automobile manufacturers.



4 mm temperature sensor clip for pipe assembly

PRODUCT DESCRIPTION

The newly developed temperature sensor-clip (TFC) is characterized by an easy and tool-free assembly. It has been developed for all contact- and pipe-mounted sensors with a diameter of 4 mm. In the media supply the TFC is used as a component for indirect temperature measurement on supply pipes.

Socket for all PT100, PT1,000 and NTC-sensors with a diameter of 4 mm.

ADVANTAGES

- // reduction of time and costs due to an easy, fast and tool-free assembly
- // high clamping force and flexibility
- // steady pipe contact of the sensor with the spring steel clamp results in immediate reaction time and precise measurements


TECHNICAL DATA

Material: stainless steel 1.4310

OPTION

More sizes upon request

4 MM TEMPERATURE SENSOR CLIP FOR PIPE ASSEMBLY			
ITEM DESCRIPTION	ORDER NO.	DETAILED DESCRIPTION	PU
TFC4 6	3110-206C	Pipe diameter 6 mm	10
TFC4 8	3110-208C	Pipe diameter 8 mm	10
TFC4 10	3110-210C	Pipe diameter 10mm	10
TFC4 12	3110-212C	Pipe diameter 12 mm	10
TFC4 15	3110-215C	Pipe diameter 15 mm	10
TFC4 18	3110-218C	Pipe diameter 18 mm	10
TFC4 22	3110-222C	Pipe diameter 22 mm	10



6 mm temperature sensor clip for pipe assembly

PRODUCT DESCRIPTION

The newly developed temperature sensor-clip (TFC) is characterized by an easy and tool-free assembly. It has been developed for all contact- and pipe-mounted sensors with a diameter of 6 mm. In the media supply the TFC is used as a component for indirect temperature measurement on supply pipes.

Socket for all PT100, PT1,000 and NTC-sensors with a diameter of 6 mm.

ADVANTAGES

- // reduction of time and costs due to an easy, fast and tool-free assembly
- // high clamping force and flexibility
- // steady pipe contact of the sensor with the spring steel clamp results in immediate reaction time and precise measurements

TECHNICAL DATA

Material: stainless steel 1.4310

OPTION

More sizes upon request

6 MM TEMPERATURE SENSOR CLIP FOR PIPE ASSEMBLY			
ITEM DESCRIPTION	ORDER NO.	DETAILED DESCRIPTION	PU
TFC6 10	3110-010C	Pipe diameter 10 mm	10
TFC6 12	3110-012C	Pipe diameter 12 mm	10
TFC6 15	3110-015C	Pipe diameter 15 mm	10
TFC6 18	3110-018C	Pipe diameter 18 mm	10
TFC6 22	3110-022C	Pipe diameter 22 mm	10
TFC6 28	3110-028C	Pipe diameter 28 mm	10



M8-/M12-Mounting clip for direct assembly stackable

PRODUCT DESCRIPTION

The Mounting clip for direct assembly serves as an installation help for the secure fixing of industrial connectors. It is available in two sizes for M8 or M12 connectors. The clip can be mounted with a cylinder screw. Following this, the M8 or M12 connector is simply pressed in from above. It should be ensured that the gap of the connector is positioned in the middle of the clip. Nubs in the material dip into the gap and prevent the connectors from moving in the longitudinal direction. The different sizes are stackable by a dovetail joint.

ADVANTAGES

- // easy handling
- // good holding force
- // universally applicable
- // stackable clip
- // high stability
- // Protection against longitudinal displacement

TECHNICAL DATA

Material: PPO, self-extinguishing according to UL94-V0

M8-/M12-MOUNTING CLIP FOR DIRECT ASSEMBLY STACKABLE			
ITEM DESCRIPTION	ORDER NO.	DETAILED DESCRIPTION	PU
SHD 8 4	3014-102C	for M12 connectors, for boring M4	10
SHD 12 4	3014-104C	for M12 connectors, for boring M4	10
SHD 12 5	3014-114C	for M12 connectors, for boring M5	10



M12-Mounting clip with clamping foot for C11-rail

PRODUCT DESCRIPTION

The Mounting clip for C11-rails with material thickness of 1.5 mm serves as an installation help for the secure fixing of M12 connectors. The clamping foot can be assembled by a 90° turn into the groove of C11-rail, afterwards the M12 connector is simply pressed in from above. It should be ensured that the gap of the connector is positioned in the middle of the clip. Nubs in the material dip into the gap and prevent the connectors from moving in the longitudinal direction.



ADVANTAGES

- // easy handling
- // good holding force
- // universally applicable
- // simple mounting without tools into C11-rail
- // high stability
- // Protection against longitudinal displacement

TECHNICAL DATA

Material: PPO, self-extinguishing according to UL94-V0

M12-MOUNTING CLIP WITH CLAMPING FOOT FOR C11-RAIL			
ITEM DESCRIPTION	ORDER NO.	DETAILED DESCRIPTION	PU
SHK 12 C11	3014-124C	for M12 connectors, for C11-rail	10



M17-/M23-Mounting bracket Big

PRODUCT DESCRIPTION

The mounting bracket Big for direct assembly serves as an installation help for the secure fixing of M17- and M23-connectors. Two brackets can be mounted with a M6 cylinder screw to insert the connector between the stops of the brackets. Following this the hook-and-loop tape is strapped around the connector, then plugged through the duct of the bracket and fastened.

ADVANTAGES

- // easy handling
- // good holding force
- // integrated alignment help
- // self-extinguishing according to UL94-V0

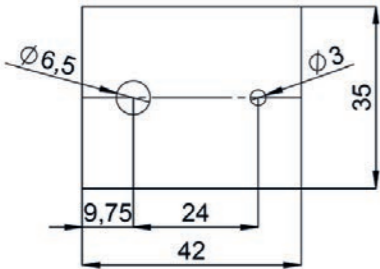
TECHNICAL DATA

Material mounting bracket: polyamid, reinforced with glass fibre, self-extinguishing according to UL94-V0

Material hook-and-loop tape: polypropylene, self-extinguishing according to UL94-V2

M17-/M23-MOUNTING BRACKET BIG			
ITEM DESCRIPTION	ORDER NO.	DETAILED DESCRIPTION	PU
SHBD 17/23 6	3014-210-145B	Boring for M6 screws, Set consists of 2 brackets	5

DRILLING PATTERN



Hook-and-loop tape on reel

PRODUCT DESCRIPTION

Hook-and-loop tape of polypropylene in high quality can be reused hundreds of times. The tapes are perfect for bundeling, organisation and protection of cables and wires.

ADVANTAGES

- // Cable bundles can be extended easily
- // self-extinguishing design according to UL94-V2
- // Hook-and-loop tape on reel can be cut to the required length

// reduced risk of injury compared to use of cut off cable tie

TECHNICAL DATA

Material: polypropylene
reusable hundreds of times

ACCESSORIES

// Base for hook-and-loop fasteners

HOOK-AND-LOOP TAPE ON REEL, SELF-EXTINGUISHING ACCORDING TO UL94-V2			
ITEM DESCRIPTION	ORDER NO.	DIMENSION	PU
Hook-and-loop tape on reel FRT	11-KE07015FRT	7.5 mm	15 m
Hook-and-loop tape on reel FRT	11-KE10025FRT	10 mm	25 m
Hook-and-loop tape on reel FRT	11-KE13025FRT	13 mm	25 m
Hook-and-loop tape on reel FRT	11-KE16025FRT	16 mm	25 m
Hook-and-loop tape on reel FRT	11-KE20025FRT	20 mm	25 m
Hook-and-loop tape on reel FRT	11-KE25025FRT	25 mm	25 m
Hook-and-loop tape on reel FRT	11-KE30025FRT	30 mm	25 m



Hook-and-loop cable tie

PRODUCT DESCRIPTION

Hook-and-loop tape of polypropylene in high quality can be reused hundreds of times. The tapes are perfect for bundeling, organisation and protection of cables and wires.

ADVANTAGES

- // Cable bundles can be extended easily
- // self-extinguishing design according to UL94-V2

- // Hook-and-loop cable ties on reel are perforated to ease tearing off
- // reduced risk of injuries compared to the use of cut off cable ties

TECHNICAL DATA

Material: polypropylene
reusable hundreds of times

HOOK-AND-LOOP CABLE TIE, SELF-EXTINGUISHING ACCORDING TO UL94-V2			
ITEM DESCRIPTION	ORDER NO.	DIMENSION	PU
Hook-and-loop cable tie on reel FRT	11-KK13200FRT	7 x 200 mm	750 pcs
Hook-and-loop cable tie on reel FRT	11-KK20150FRT	13 x 150 mm	1000 pcs
Hook-and-loop cable tie on reel FRT	11-KK20200FRT	13 x 200 mm	750 pcs
Hook-and-loop cable tie on reel FRT	11-KK20330FRT	13 x 330 mm	450 pcs
Hook-and-loop cable tie on reel FRT	11-KK25300FRT	16 x 300 mm	500 pcs



Hook-and-loop strap

PRODUCT DESCRIPTION

Hook-and-loop tape with welded plastic eyelet in high quality, can be reused hundreds of times. The hook-and-loop straps are perfect for bundeling, organization and protection of cables and wires. With the loop side facing outside the strap is pulled through the eyelet, then tightened back and securely fixated on the hook side.

ADVANTAGES

- // Cable bundles can be extended easily
- // self-extinguishing design according to UL94-V2

- // easy handling
- // reusable

TECHNICAL DATA

Material: polypropylene
reusable hundreds of times

OPTION

On request also with metal lug

HOOK-AND-LOOP STRAP, SELF-EXTINGUISHING ACCORDING TO UL94-V2			
ITEM DESCRIPTION	ORDER NO.	DIMENSION	PU
Hook-and-loop strap 170 FRT	3020-201C	20 x 170 mm	10
Hook-and-loop strap 200 FRT	3020-202C	20 x 200 mm	10
Hook-and-loop strap 300 FRT	3020-203C	20 x 300 mm	10
Hook-and-loop strap 400 FRT	3020-204C	20 x 400 mm	10
Hook-and-loop strap 500 FRT	3020-205C	20 x 500 mm	10
Hook-and-loop strap 600 FRT	3020-206C	20 x 600 mm	10



HEBOFIX base for hook-and-loop tape

PRODUCT DESCRIPTION

The base for hook-and-loop fasteners serves as installation support and provides minimal damage during attachment of pipes, cables and tubes. The base can be equipped, free of tools, with hook-and-loop fasteners in variable lengths.

The base is available for both, direct assembly with flat-head screw or with the mounting accessories for assembly onto C-rails and profile groove.

ADVANTAGES

- // variable length of the hook-and-loop tape, or already assembled with hook-and-loop tape
- // provides a tangle-free and protective cable installation

- // reusable
- // cable bundles can be extended easily
- // easy handling
- // reduced risk of injuries compared to the use of cut off cable ties

TECHNICAL DATA


Material: polyamide, reinforced with glass fibre, self-extinguishing according to UL94-V0

ACCESSORIES

- // Hook-and-loop tape on reel
- // Mounting accessories

HEBOFIX BASE FOR DIRECT ASSEMBLY FOR HOOK-AND-LOOP TAPE			
ITEM DESCRIPTION	ORDER NO.	DETAILED DESCRIPTION	PU
KBS 4-20 7,5	3011-001C	Clamping range 4-20 mm, hook-and-loop tape 7.5 mm, M4	10
KBS 4-20 10	3011-002C	Clamping range 4-20 mm, hook-and-loop tape 10 mm, M4	10
KBS 8-35 20	3011-004C	Clamping range 8-35 mm, hook-and-loop tape 20 mm, M4 or M5	10
KBS 10-60 20	3011-006C	Clamping range 10-60 mm, hook-and-loop tape 20 mm, M4 or M5	10

HEBOFIX BASE FOR DIRECT ASSEMBLY EQUIPPED WITH HOOK-AND-LOOP TAPE			
ITEM DESCRIPTION	ORDER NO.	DETAILED DESCRIPTION	PU
KBS-KE 4-20 7,5	3011-001-150C	Clamping range 4-20 mm, hook-and-loop tape 150 x 7.5 mm, M4	10
KBS-KE 4-20 10	3011-002-150C	Clamping range 4-20 mm, hook-and-loop tape 150 x 10 mm, M4	10
KBS-KE 8-35 20	3011-004-180C	Clamping range 8-35 mm, hook-and-loop tape 180 x 20 mm, M4 or M5	10
KBS-KE 10-60 20	3011-006-200C	Clamping range 10-60 mm, hook-and-loop tape 200 x 20 mm, M4 or M5	10



HEBOFIX base Big for hook-and-loop tape

PRODUCT DESCRIPTION

The base for hook-and-loop fasteners serves as installation support which prevents damage during attachment of pipes, cables and tubes. The base can be equipped, free of tools, with hook-and-loop fasteners in variable lengths.

The base is available for both, direct assembly with an M6 cylinder screw or using the mounting accessories for assembly onto a profile groove.

ADVANTAGES

- // variable length of the hook-and-loop tape, or already equipped with hook-and-loop tape
- // provides a tangle-free and protective cable installation

- // reusable
- // cable bundles can be extended easily
- // easy handling
- // reduced risk of injuries compared to the use of cut off cable ties

TECHNICAL DATA

Material: polyamide, reinforced with glass fibre, self-extinguishing according to UL94-V0

ACCESSORIES


- // Hook-and-loop tape on reel
- // Mounting accessories
- // Expanding rivet

HEBOFIX BASE BIG FOR DIRECT ASSEMBLY FOR HOOK-AND-LOOP TAPE			
ITEM DESCRIPTION	ORDER NO.	DETAILED DESCRIPTION	PU
KBS 20-100 30	3011-010C	Clamping range 20-100 mm, hook-and-loop tape 30 mm, M6	10

HEBOFIX BASE BIG FOR DIRECT ASSEMBLY, EQUIPPED WITH HOOK-AND-LOOP TAPE			
ITEM DESCRIPTION	ORDER NO.	DETAILED DESCRIPTION	PU
KBS-KE 20-100 30	3011-010-300C	Clamping range 20-100 mm, hook-and-loop tape 300 x 30 mm, M6	10

HEBOFIX BIG MOUNTING PROCEDURE





HEBOFIX 45 base for aluminium profiles

PRODUCT DESCRIPTION

The base for hook-and-loop fasteners with clamping foot serves as a gentle installation support of lines, cables and hoses. The clamping foot can be assembled by a 45° turn right or left into the groove of aluminium profiles. After that the base can be assembled with our hook-and-loop tape in variable length.

- // provides a tangle-free and protective cable management
- // reusable
- // Cable bundles can be extended easily
- // easy handling
- // reduced risk of injuries compared to use of cut off cable ties

ADVANTAGES

- // simple mounting without tool into popular aluminium profiles
- // through a 45° turn possible cable installation parallel or across to the profile
- // variable length of the hook-and-loop tape, or already equipped with hook-and-loop tape

TECHNICAL DATA

Material: polyamide, reinforced with glass fibre, self-extinguishing according to UL94-V0

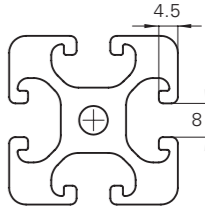
ACCESSORIES

- // Hook-and-loop tape on reel

MOUNTING PROCEDURE FOR HEBOFIX 45 BASE FOR ALUMINIUM PROFILES

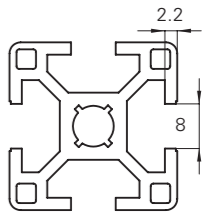


HEBOFIX 45 BASE FOR ITEM-PROFILE WITH 8 MM-GROOVE			
ITEM DESCRIPTION	ORDER NO.	DETAILED DESCRIPTION	PU
KBS-I8M 4-20 10	3011-162C	Clamping range 4-20 mm, hook-and-loop tape 7.5 mm and 10 mm	10
KBS-I8M 8-35 20	3011-164C	Clamping range 8-35 mm, hook-and-loop tape 20 mm	10
KBS-I8M 10-60 20	3011-166C	Clamping range 10-60 mm, hook-and-loop tape 20 mm	10



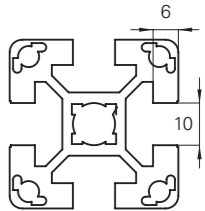
HEBOFIX 45 BASE FOR ITEM-PROFILE WITH 8 MM-GROOVE, EQUIPPED WITH HOOK-AND-LOOP TAPE			
ITEM DESCRIPTION	ORDER NO.	DETAILED DESCRIPTION	PU
KBS-I8M 4-20 10	3011-162-150C	Clamping range 4-20 mm, hook-and-loop tape 150 x 10 mm	10
KBS-I8M 8-35 20	3011-164-180C	Clamping range 8-35 mm, hook-and-loop tape 180 x 20 mm	10
KBS-I8M 10-60 20	3011-166-200C	Clamping range 10-60 mm, hook-and-loop tape 200 x 20 mm	10

HEBOFIX 45 BASE FOR BOSCH-PROFILE WITH 8 MM-GROOVE			
ITEM DESCRIPTION	ORDER NO.	DETAILED DESCRIPTION	PU
KBS-B8M 4-20 10	3011-172C	Clamping range 4-20 mm, hook-and-loop tape 7.5 mm and 10 mm	10
KBS-B8M 8-35 20	3011-174C	Clamping range 8-35 mm, hook-and-loop tape 20 mm	10
KBS-B8M 10-60 20	3011-176C	Clamping range 10-60 mm, hook-and-loop tape 20 mm	10



HEBOFIX 45 BASE FOR BOSCH-PROFILE WITH 8 MM-GROOVE, EQUIPPED WITH HOOK-AND-LOOP TAPE			
ITEM DESCRIPTION	ORDER NO.	DETAILED DESCRIPTION	PU
KBS-B8M 4-20 10	3011-172-150C	Clamping range 4-20 mm, hook-and-loop tape 150 x 10 mm	10
KBS-B8M 8-35 20	3011-174-180C	Clamping range 8-35 mm, hook-and-loop tape 180 x 20 mm	10
KBS-B8M 10-60 20	3011-176-200C	Clamping range 10-60 mm, hook-and-loop tape 200 x 20 mm	10

HEBOFIX 45 BASE FOR BOSCH-PROFILE WITH 10 MM-GROOVE			
ITEM DESCRIPTION	ORDER NO.	DETAILED DESCRIPTION	PU
KBS-B10M 4-20 10	3011-182C	Clamping range 4-20 mm, hook-and-loop tape 7.5 mm and 10 mm	10
KBS-B10M 8-35 20	3011-184C	Clamping range 8-35 mm, hook-and-loop tape 20 mm	10
KBS-B10M 10-60 20	3011-186C	Clamping range 10-60 mm, hook-and-loop tape 20 mm	10



HEBOFIX 45 BASE FOR BOSCH-PROFILE WITH 10 MM-GROOVE, EQUIPPED WITH HOOK-AND-LOOP TAPE			
ITEM DESCRIPTION	ORDER NO.	DETAILED DESCRIPTION	PU
KBS-B10M 4-20 10	3011-182-150C	Clamping range 4-20 mm, hook-and-loop tape 150 x 10 mm	10
KBS-B10M 8-35 20	3011-184-180C	Clamping range 8-35 mm, hook-and-loop tape 180 x 20 mm	10
KBS-B10M 10-60 20	3011-186-200C	Clamping range 10-60 mm, hook-and-loop tape 200 x 20 mm	10

HEBOFIX 45 BASE FOR MINITEC30			
ITEM DESCRIPTION	ORDER NO.	DETAILED DESCRIPTION	PU
KBS-MI8M 4-20 10	3011-142C	Clamping range 4-20 mm, hook-and-loop tape 7.5 mm and 10 mm	10
KBS-MI8M 8-35 20	3011-144C	Clamping range 8-35 mm, hook-and-loop tape 20 mm	10
KBS-MI8M 10-60 20	3011-146C	Clamping range 10-60 mm, hook-and-loop tape 20 mm	10

HEBOFIX 45 BASE FOR MINITEC30, EQUIPPED WITH HOOK-AND-LOOP TAPE			
ITEM DESCRIPTION	ORDER NO.	DETAILED DESCRIPTION	PU
KBS-MI8M 4-20 10	3011-142-150C	Clamping range 4-20 mm, hook-and-loop tape 150 x 10 mm	10
KBS-MI8M 8-35 20	3011-144-180C	Clamping range 8-35 mm, hook-and-loop tape 180 x 20 mm	10
KBS-MI8M 10-60 20	3011-146-200C	Clamping range 10-60 mm, hook-and-loop tape 200 x 20 mm	10

HEBOFIX 45 BASE FOR MINITEC45			
ITEM DESCRIPTION	ORDER NO.	DETAILED DESCRIPTION	PU
KBS-I8M 4-20 10	3011-162C	Clamping range 4-20 mm, hook-and-loop tape 7.5 mm and 10 mm	10
KBS-I8M 8-35 20	3011-164C	Clamping range 8-35 mm, hook-and-loop tape 20 mm	10
KBS-I8M 10-60 20	3011-166C	Clamping range 10-60 mm, hook-and-loop tape 20 mm	10


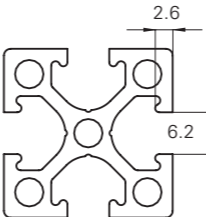
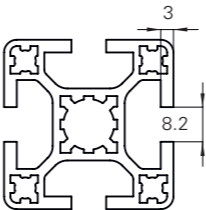
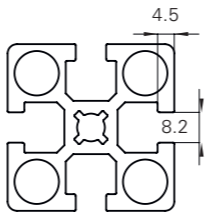
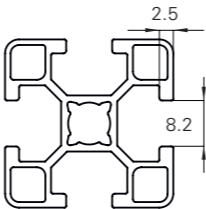
HEBOFIX 45 BASE FOR MINITEC45, EQUIPPED WITH HOOK-AND-LOOP TAPE			
ITEM DESCRIPTION	ORDER NO.	DETAILED DESCRIPTION	PU
KBS-I8M 4-20 10	3011-162-150C	Clamping range 4-20 mm, hook-and-loop tape 150 x 10 mm	10
KBS-I8M 8-35 20	3011-164-180C	Clamping range 8-35 mm, hook-and-loop tape 180 x 20 mm	10
KBS-I8M 10-60 20	3011-166-200C	Clamping range 10-60 mm, hook-and-loop tape 200 x 20 mm	10

HEBOFIX 45 BASE FOR MAYTEC PG16/PG40			
ITEM DESCRIPTION	ORDER NO.	DETAILED DESCRIPTION	PU
KBS-MA8M 4-20 10	3011-152C	Clamping range 4-20 mm, hook-and-loop tape 7.5 mm and 10 mm	10
KBS-MA8M 8-35 20	3011-154C	Clamping range 8-35 mm, hook-and-loop tape 20 mm	10
KBS-MA8M10-60 20	3011-156C	Clamping range 10-60 mm, hook-and-loop tape 20 mm	10

HEBOFIX 45 BASE FOR MAYTEC PG16/PG40, EQUIPPED WITH HOOK-AND-LOOP TAPE			
ITEM DESCRIPTION	ORDER NO.	DETAILED DESCRIPTION	PU
KBS-MA8M 4-20 10	3011-152-150C	Clamping range 4-20 mm, hook-and-loop tape 150 x 10 mm	10
KBS-MA8M 8-35 20	3011-154-180C	Clamping range 8-35 mm, hook-and-loop tape 180 x 20 mm	10
KBS-MA8M10-60 20	3011-156-200C	Clamping range 10-60 mm, hook-and-loop tape 200 x 20 mm	10

HEBOFIX 45 BASE FOR ASS-PROFILE WITH 6 MM-GROOVE			
ITEM DESCRIPTION	ORDER NO.	DETAILED DESCRIPTION	PU
KBS-A6M 8-35 20	3011-374C	Clamping range 8-35 mm, hook-and-loop tape 20 mm	10

HEBOFIX 45 BASE FOR ASS-PROFILE WITH 6 MM-GROOVE, EQUIPPED WITH HOOK-AND-LOOP TAPE			
ITEM DESCRIPTION	ORDER NO.	DETAILED DESCRIPTION	PU
KBS-A6M 8-35 20	3011-374-180C	Clamping range 8-35 mm, hook-and-loop tape 180 x 20 mm	10



HEBOFIX base for EGT-profiles

PRODUCT DESCRIPTION

The base for hook-and-loop fasteners with clamping foot serves as a gentle installation support of lines, cables and hoses. The clamping foot can be assembled by pushing it into a boring. After that the base can be assembled with our hook-and-loop tape in variable length.

- // reusable
- // Cable bundles can be extended easily
- // easy handling
- // reduced risk of injuries compared to use of cut off cable ties

TECHNICAL DATA

Material: polyamide, reinforced with glass fibre, self-extinguishing according to UL94-V0

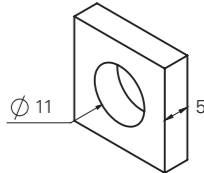
ADVANTAGES

- // simple mounting without tool into EGT-profiles
- // variable length of the hook-and-loop tape, or already equipped with hook-and-loop tape
- // provides a tangle-free and protective cable management


ACCESSORIES

- // Hook-and-loop tape on reel

HEBOFIX BASE FOR EGT-PROFILES WITH 11 MM BORING			
ITEM DESCRIPTION	ORDER NO.	DETAILED DESCRIPTION	PU
KBS-EGT 4-20 10	3011-132C	Clamping range 4-20 mm, hook-and-loop tape 7.5 mm and 10 mm	10
KBS-EGT 8-35 20	3011-134C	Clamping range 8-35 mm, hook-and-loop tape 20 mm, EGT 11 mm	10
KBS-EGT 10-60 20	3011-136C	Clamping range 10-60 mm, hook-and-loop tape 20 mm, EGT 11 mm	10



HEBOFIX BASE FOR EGT-PROFILES WITH 11 MM BORING, EQUIPPED WITH HOOK-AND-LOOP TAPE			
ITEM DESCRIPTION	ORDER NO.	DETAILED DESCRIPTION	PU
KBS-EGT 4-20 10	3011-132-150C	Clamping range 4-20 mm, hook-and-loop tape 150 x 10 mm	10
KBS-EGT 8-35 20	3011-134-180C	Cl. r. 8-35 mm, hook-and-loop tape 180 x 20 mm, EGT 11 mm	10
KBS-EGT 10-60 20	3011-136-200C	Cl. r. 10-60 mm, hook-and-loop tape 200 x 20 mm, EGT 11 mm	10



HEBOFIX 45 base for Rittal-VX25

PRODUCT DESCRIPTION

The base for hook-and-loop fasteners with clamping foot serves as a gentle installation support of lines, cables and hoses. The clamping foot can be assembled by a 45° turn right or left into the Rittal-VX25 (12.5 mm x 10.5 mm). After that the base can be assembled with our hook-and-loop tape in variable length.

- // provides a tangle-free and protective cable installation
- // reusable
- // Cable bundles can be extended easily
- // easy handling
- // reduced risk of injuries compared to use of cut off cable ties

TECHNICAL DATA

Material: polyamide, reinforced with glass fibre, self-extinguishing, according to UL94-V0

ACCESSORIES


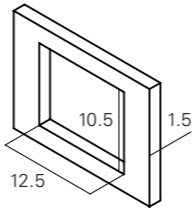
- // Hook-and-loop tape on reel

ADVANTAGES

- // simple mounting without tools into Rittal-VX25 (12.5 mm x 10.5 mm)
- // through a 45° turn possible cable installation parallel or across to the bar
- // variable length of the hook-and-loop tape, or already equipped with hook-and-loop tape

HEBOFIX 45 BASE FOR RITTAL-VX25			
ITEM DESCRIPTION	ORDER NO.	DETAILED DESCRIPTION	PU
KBS-RM 4-20 10	3011-252C	Clamping range 4-20 mm, hook-and-loop tape 7.5 mm and 10 mm	10
KBS-RM 8-35 20	3011-254C	Clamping range 8-35 mm, hook-and-loop tape 20 mm	10

HEBOFIX 45 BASE FOR RITTAL-VX25, EQUIPPED WITH HOOK-AND-LOOP TAPE			
ITEM DESCRIPTION	ORDER NO.	DETAILED DESCRIPTION	PU
KBS-RM 4-20 10	3011-252-150C	Clamping range 4-20 mm, hook-and-loop tape 150 x 10 mm	10
KBS-RM 8-35 20	3011-254-180C	Clamping range 8-35 mm, hook-and-loop tape 180 x 20 mm	10



HEBOFIX base self-adhesive

PRODUCT DESCRIPTION

The self-adhesive base for hook-and-loop fasteners serves as a gentle installation support of lines, cables and hoses. The base can be mounted on the desired surface with the bond area. After that the base can be assembled with our hook-and-loop tape in variable length.

TECHNICAL DATA

Base: polyamide, reinforced with glass fibre, self-extinguishing
Adhesive: acrylate

ACCESSORIES

- // Hook-and-loop tape on reel

ADVANTAGES

- // simple, tool-free mounting
- // variable length of the hook-and-loop tape, or already assembled with hook-and-loop tape
- // provides a tangle-free and protective cable installation
- // polyurethan-foam to compensate existing irregularities or tolerances of the surface

ASSEMBLY INSTRUCTIONS

- // clean surface properly and fat-free
- // remove protection cover in one piece
- // optimal adhesive power by pressing the base with >150N shortly
- // the final adhesive strength at 20 degrees is reached after 72 hours

HEBOFIX BASE SELF-ADHESIVE			
ITEM DESCRIPTION	ORDER NO.	DETAILED DESCRIPTION	PU
KBS-K 4-20 10	3011-362C	Clamping range 4-20 mm, hook-and-loop tape 7.5 mm and 10 mm	10
KBS-K 8-35 20	3011-364C	Clamping range 8-35 mm, hook-and-loop tape 20 mm	10

HEBOFIX BASE SELF-ADHESIVE, EQUIPPED WITH HOOK-AND-LOOP TAPE			
ITEM DESCRIPTION	ORDER NO.	DETAILED DESCRIPTION	PU
KBS-K 4-20 10	3011-362-150C	Clamping range 4-20 mm, hook-and-loop tape 150 x 10 mm	10
KBS-K 8-35 20	3011-364-180C	Clamping range 8-35 mm, hook-and-loop tape 180 x 20 mm	10



HEBOFIX base for C-rail

PRODUCT DESCRIPTION

The base for hook-and-loop fasteners with clamping foot serves as a gentle installation support of lines, cables and hoses on C-rails. The clamping foot can be assembled tool-free by a 90° turn into the slot of C-rails. After that the base can be assembled with our hook-and-loop tape in variable length.

ADVANTAGES

- // tool-free assembly
- // simple mounting into C-rail with 11 mm and 16 mm slot
- // variable length of the hook-and-loop tape, or already equipped with hook-and-loop tape

- // provides a tangle-free and protective cable installation
- // reusable
- // Cable bundles can be extended easily
- // easy handling
- // budget-friendly
- // available for material thickness of 1.5 mm and 2 mm

TECHNICAL DATA

Material: polyamide, reinforced with glass fibre, self-extinguishing, according to UL94-V0

ACCESSORIES

- // Hook-and-loop tape on reels

HEBOFIX BASE FOR C11-RAIL MATERIAL THICKNESS 1.5 MM			
ITEM DESCRIPTION	ORDER NO.	DETAILED DESCRIPTION	PU
KBS-C11 1,5 8–35 20	3011-504C	Clamping range 8–35 mm, hook-and-loop tape 20 mm	10
KBS-C11 1,5 10–60 20	3011-506C	Clamping range 10–60 mm, hook-and-loop tape 20 mm	10

HEBOFIX BASE FOR C11-RAIL MATERIAL THICKNESS 1.5 MM, EQUIPPED WITH HOOK-AND-LOOP TAPE			
ITEM DESCRIPTION	ORDER NO.	DETAILED DESCRIPTION	PU
KBS-C11 1,5 8–35 20	3011-504-180C	Clamping range 8–35 mm, hook-and-loop tape 180 x 20 mm	10
KBS-C11 1,5 10–60 20	3011-506-200C	Clamping range 10–60 mm, hook-and-loop tape 200 x 20 mm	10

HEBOFIX BASE FOR C11-RAIL MATERIAL THICKNESS 2 MM			
ITEM DESCRIPTION	ORDER NO.	DETAILED DESCRIPTION	PU
KBS-C11 2,0 8–35 20	3011-514C	Clamping range 8–35 mm, hook-and-loop tape 20 mm	10
KBS-C11 2,0 10–60 20	3011-516C	Clamping range 10–60 mm, hook-and-loop tape 20 mm	10

HEBOFIX BASE FOR C11-RAIL MATERIAL THICKNESS 2 MM, EQUIPPED WITH HOOK-AND-LOOP TAPE			
ITEM DESCRIPTION	ORDER NO.	DETAILED DESCRIPTION	PU
KBS-C11 2,0 8–35 20	3011-514-180C	Clamping range 8–35 mm, hook-and-loop tape 180 x 20 mm	10
KBS-C11 2,0 10–60 20	3011-516-200C	Clamping range 10–60 mm, hook-and-loop tape 200 x 20 mm	10

HEBOFIX BASE FOR C16-RAIL MATERIAL THICKNESS 1.5 MM			
ITEM DESCRIPTION	ORDER NO.	DETAILED DESCRIPTION	PU
KBS-C16 1,5 8–35 20	3011-274C	Clamping range 8–35 mm, hook-and-loop tape 20 mm	10
KBS-C16 1,5 10–60 20	3011-276C	Clamping range 10–60 mm, hook-and-loop tape 20 mm	10

HEBOFIX BASE FOR C16-RAIL MATERIAL THICKNESS 1.5 MM, EQUIPPED WITH HOOK-AND-LOOP TAPE			
ITEM DESCRIPTION	ORDER NO.	DETAILED DESCRIPTION	PU
KBS-C16 1,5 8–35 20	3011-274-180C	Clamping range 8–35 mm, hook-and-loop tape 180 x 20 mm	10
KBS-C16 1,5 10–60 20	3011-276-200C	Clamping range 10–60 mm, hook-and-loop tape 200 x 20 mm	10

HEBOFIX BASE FOR C16-RAIL MATERIAL THICKNESS 2 MM			
ITEM DESCRIPTION	ORDER NO.	DETAILED DESCRIPTION	PU
KBS-C16 2,0 8–35 20	3011-284C	Clamping range 8–35 mm, hook-and-loop tape 20 mm	10
KBS-C16 2,0 10–60 20	3011-286C	Clamping range 10–60 mm, hook-and-loop tape 20 mm	10

HEBOFIX BASE FOR C16-RAIL MATERIAL THICKNESS 2 MM, EQUIPPED WITH HOOK-AND-LOOP TAPE			
ITEM DESCRIPTION	ORDER NO.	DETAILED DESCRIPTION	PU
KBS-C16 2,0 8–35 20	3011-284-180C	Clamping range 8–35 mm, hook-and-loop tape 180 x 10 mm	10
KBS-C16 2,0 10–60 20	3011-286-200C	Clamping range 10–60 mm, hook-and-loop tape 200 x 20 mm	10



HEBOFIX base with mounting adapter for C-rail

PRODUCT DESCRIPTION

The base for hook-and-loop fasteners for C-rail serves as a gentle installation support of lines, cables and hoses on C-rail.
The base can be assembled by a 90° turn into C-rail profiles with an 11 mm or 16 mm port. The base can be secured after tightening by a screw onto the C-rail.

ADVANTAGES

- // easy 90° mounting, secured with screw
- // variable length of the hook-and-loop tape, or already equipped with hook-and-loop tape
- // provides a tangle-free and protective cable installation

- // reusable
- // Cable bundles can be extended easily
- // easy handling
- // reduced risk of injuries compared to the use of cut off cable ties

TECHNICAL DATA

Material: galvanised steel,
polyamid reinforced with glass fibre, self-extinguishing according to UL94-V0
polypropylene

ACCESSORIES

- // Hook-and-loop tape on reel

HEBOFIX BASE FOR C-RAIL			
ITEM DESCRIPTION	ORDER NO.	DETAILED DESCRIPTION	PU
KBS 4–20 GM C11 10	3011-232C	Clamping range 4–20 mm, hook-and-loop tape 10 mm, C11-rail	10
KBS 8–35 GM C11 20	3011-234C	Clamping range 8–35 mm, hook-and-loop tape 20 mm, C11-rail	10
KBS 10–60 GM C11 20	3011-236C	Clamping range 10–60 mm, hook-and-loop tape 20 mm, C11-rail	10
KBS 4–20 C16 10	3011-022C	Clamping range 4–20 mm, hook-and-loop tape 10 mm, C16-rail	10
KBS 8–35 C16 20	3011-024C	Clamping range 8–35 mm, hook-and-loop tape 20 mm, C16-rail	10
KBS 10–60 C16 20	3011-026C	Clamping range 10–60 mm, hook-and-loop tape 20 mm, C16-rail	10
KBS 20–100 GM C11/16	3011-030C	Cl. r. 20–100 mm, hook-and-loop tape 30 mm, C11/C16-rail, 2 x M6	10

HEBOFIX BASE FOR C-RAIL, EQUIPPED WITH HOOK-AND-LOOP TAPE			
ITEM DESCRIPTION	ORDER NO.	DETAILED DESCRIPTION	PU
KBS 4–20 GM C11 10	3011-232-150C	Clamping range 4–20 mm, hook-and-loop tape 150 x 10 mm, C11-rail	10
KBS 8–35 GM C11 20	3011-234-180C	Clamping range 8–35 mm, hook-and-loop tape 180 x 20 mm, C11-rail	10
KBS 10–60 GM C11 20	3011-236-200C	Clamping range 10–60 mm, hook-and-loop tape 200 x 20 mm, C11-rail	10
KBS 4–20 C16 10	3011-022-150C	Clamping range 4–20 mm, hook-and-loop tape 150 x 10 mm, C16-rail	10
KBS 8–35 C16 20	3011-024-180C	Clamping range 8–35 mm, hook-and-loop tape 180 x 20 mm, C16-rail	10
KBS 10–60 C16 20	3011-026-200C	Clamping range 10–60 mm, hook-and-loop tape 200 x 20 mm, C16-rail	10
KBS 20–100 GM C11/16	3011-030-300C	Cl. r. 20–100 mm, hook-and-loop tape 300 x 30 mm, C11/C16-rail, 2 x M6	10



HEBOFIX base for DIN-rail

PRODUCT DESCRIPTION

The base for hook-and-loop fasteners serves as a gentle installation support of lines, cables and hoses. With the snap-on foot the base can be snapped in a DIN-rail. After that the base can be assembled with our hook-and-loop tape in variable length.

ADVANTAGES

- // simple mounting without tools onto DIN-rails
- // variable length of the hook-and-loop tape, or already equipped with hook-and-loop tape
- // provides a tangle-free and protective cable installation

- // reusable
- // Cable bundles can be extended easily
- // easy handling
- // reduced risk of injuries compared to use of cut off cable ties

TECHNICAL DATA


Material: polyamide, reinforced with glass fibre, self-extinguishing according to UL94-V0,

ACCESSORIES

- // Hook-and-loop tape on reel

HEBOFIX BASE FOR DIN-RAIL			
ITEM DESCRIPTION	ORDER NO.	DETAILED DESCRIPTION	PU
KBS-H 4–20 10	3011-042C	Clamping range 4–20 mm, hook-and-loop tape 7.5 and 10 mm	10
KBS-H 8–35 20	3011-044C	Clamping range 8–35 mm, hook-and-loop tape 20 mm	10
KBS-H 10–60 20	3011-046C	Clamping range 10–60 mm, hook-and-loop tape 20 mm	10

HEBOFIX BASE FOR DIN-RAIL, EQUIPPED WITH HOOK-AND-LOOP TAPE			
ITEM DESCRIPTION	ORDER NO.	DETAILED DESCRIPTION	PU
KBS-H 4–20 10	3011-042-150C	Clamping range 4–20 mm, hook-and-loop tape 150 x 10 mm	10
KBS-H 8–35 20	3011-044-180C	Clamping range 8–35 mm, hook-and-loop tape 180 x 20 mm	10
KBS-H 10–60 20	3011-046-200C	Clamping range 10–60 mm, hook-and-loop tape 200 x 20 mm	10



HEBOFIX base with expanding rivet

PRODUCT DESCRIPTION

The HEBOFIX base serves as an installation support and provides minimal damage during attachment of pipes, cables and tubes. By using the added expanding rivet the base can be mounted directly into borings of metal sheets. After that the base can be equipped, free of tools, with our hook-and-loop tape in variable lengths.

ADVANTAGES

- // easy mounting on metal sheets with borings
- // variable length of the hook-and-loop tape
- // tool-free assembly
- // provides a tangle-free and protective cable management

- // reusable
- // Cable bundles can be extended easily
- // easy handling
- // reduced risk of injuries compared to the use of cut off cable ties

TECHNICAL DATA

Material: polyamide, reinforced with glass fibre, self extinguishing according to UL94-V0

ACCESSORIES

- // Hook-and-loop tape on reel

HEBOFIX BASE WITH EXPANDING RIVET			
ITEM DESCRIPTION	ORDER NO.	DETAILED DESCRIPTION	PU
KBS-SN 4-20 10	3011-572C	Clamping range 4-20 mm, with expanding rivet 4mm	10
KBS-SN 8-35 20	3011-574C	Clamping range 8-35 mm, with expanding rivet 5mm	10
Expanding rivet 4	3011-340F	Expanding rivet 4 mm	100
Expanding rivet 5	3011-344F	Expanding rivet 5 mm	100



HEBOFIX Maintenance Box

PRODUCT DESCRIPTION

With the HEBOFIX Maintenance Box, you always have the fitting HEBOFIX base and the appropriate hook-and-loop tape close at hand. The box is equipped with HEBOFIX bases for the clamping areas 4-20 mm, 8-35 mm, 10-60 mm and 20-100 mm for direct mounting and also clamping feet for aluminium profiles.

The matching hook-and-loop tapes in the widths of 7.5 mm, 10 mm, 20 mm and 30 mm on reel are also included. The hook-and-loop tape, coming in the high-quality FRT-version according to UL94-V2, can easily be cut to the desired length.

ADVANTAGES

- // all parts are clearly arranged
- // Set box in sturdy workshop design
- // universally usable
- // Hook-and-loop tape self-extinguishing according to UL94-V2

CONTENT

- // HEBOFIX base with clamping foot for aluminium profiles
- // HEBOFIX base for direct mounting
- // Hook-and-loop tape in the widths of 7.5 mm, 10 mm, 20 mm and 30 mm
- // Mounting adapters and sliding nuts for mounting on C-rails
- // more than 350 individual parts

HEBOFIX MAINTENANCE BOX			
ITEM DESCRIPTION	ORDER NO.	DETAILED DESCRIPTION	PU
HEBOFIX BOX B8M B10M I8M	3029-002A	Maintenance Box Bosch / Item mixed	1
HEBOFIX BOX I8M	3029-004A	Maintenance Box Item 8 mm groove	1
HEBOFIX BOX B8M B10M	3029-006A	Maintenance Box Bosch 8 mm and 10 mm groove	1
HEBOFIX BOX D	3029-010A	Maintenance Box direct mounting	1
HEBOFIX BOX xxx	3029-xxx	Maintenance Box customised	3



Mounting accessories for HEBOFIX base

PRODUCT DESCRIPTION

The accessories for HEBOFIX base for hook-and-loop fasteners allows mounting the base onto a variety of mounting rails.

ADVANTAGES

- // can be combined with the HEBOFIX base for hook-and-loop tape
- // self-anchoring slot nut with balls and springs

- // Mounting adapter for C-rails for 90° mounting
- // Clip-foot for tool-free assembly onto a 35 mm DIN rail

TECHNICAL DATA

Material: galvanised steel,
nickle-plated steel

MOUNTING ACCESSORIES FOR HEBOFIX BASE			
ITEM DESCRIPTION	ORDER NO.	DETAILED DESCRIPTION	PU
C11/5 GM	3011-308C	Sliding nut M5 for C-rail 11 mm	10
C16/4 KBS 20	3011-204C	Mounting adapter for C-rail 16mm for KBS 8–35, KBS 10–60, M4	10
C16/4 HSKB 16	3011-206C	Mounting adapter for C-rail 16mm for KBS 4–20, M4	10
Slot nut 8, M4	3011-301C	Slot nut for 8 mm profile groove, M4	10
Slot nut 8, M5	3011-305C	Slot nut for 8 mm profile groove, M5	10
Slot nut 8, M6	3011-306C	Slot nut for 8 mm profile groove, M6	10
HSF 13 M4	1030-554D	Clip foot Multi for DIN rail, width 13 mm, M4	25
HSF 13 M5	1030-555D	Clip foot Multi for DIN rail, width 13 mm, M5	25
HSF 15 M4	1030-544D	Clip foot Multi for DIN rail, width 15 mm, M4	25
HSF 15 M5	1030-545D	Clip foot Multi for DIN rail, width 15 mm, M5	25



Hook-and-loop fastener

PRODUCT DESCRIPTION

The hook-and-loop fastener is used for a safe and gentle attachment of pipes, cables and hoses. The fastener is available for direct mounting with an M5- screw or for a second use with integrated clamp mechanism for profiles with a 10 mm slot width.

ADVANTAGES

- // self-extinguishing fasteners according to UL94-V2
- // Cable bundles can be extended easily

- // easy handling
- // reduced risk of injuries compared to the use of cut off cable ties

TECHNICAL DATA

Material: base made of polyamide, reinforced with glass fibre
Hook-and-loop tape self-extinguishing according to UL94-V2

HOOK-AND-LOOP FASTENER			
ITEM DESCRIPTION	ORDER NO.	DETAILED DESCRIPTION	PU
KBH 6–20	3010-001C	Clamping range 6–20 mm	10
KBH 6–35	3010-002C	Clamping range 6–35 mm	10
KBH 6–60	3010-003C	Clamping range 6–60 mm	10
KBHP 6–20	3010-004C	Clamping range 6–20 mm, for profile slot 10 mm	10
KBHP 6–35	3010-005C	Clamping range 6–35 mm, for profile slot 10 mm	10
KBHP 6–60	3010-006C	Clamping range 6–60 mm, for profile slot 10 mm	10



Clip foot for 35 mm DIN-rail

PRODUCT DESCRIPTION

The clip foot can be snapped onto a 35 mm DIN-rail without the use of tools. A small slot screwdriver suffices to dismantle the shield clamp.

The clip foot serves as a universal multi-equipment carrier for assembly on 35 mm DIN-rail. It is available in single and double design, also with various bore diameters and threads.


ADVANTAGES

- // high clamping forces
- // high conductance
- // suitable clip foot for each individual application

TECHNICAL DATA

Material: nickle-plated spring steel

CLIP FOOT FOR 35 MM DIN-RAIL			
ITEM DESCRIPTION	ORDER NO.	DETAILED DESCRIPTION	PU
Clip foot M4	1030-020D	with thread boring for M4	25
Clip foot 4	1030-021D	with boring 3.9 mm	25
Clip foot M5	1030-022D	with thread boring for M5	25
Clip foot double M4	1030-025D	double, with thread boring for M4	25
Clip foot double M5	1030-026D	double, with thread boring for M5	25



Clip foot Multi for 35 mm DIN-rail

PRODUCT DESCRIPTION

The clip foot Multi can be snapped onto a 35 mm DIN-rail without the use of tools. A small slot screwdriver suffices to dismantle. The clip foot Multi serves as a universal multiequipment carrier for assembly on 35 mm DIN-rails. It is in two widths and each with M4 or M5 thread available. Due to the flat shape, a good contact surface and a good holding force on the DIN-rail is achieved.


ADVANTAGES

- // high clamping forces
- // high conductance
- // suitable clip foot for each individual application

TECHNICAL DATA

Material: galvanised spring steel

CLIP FOOT MULTI FOR 35 MM DIN-RAIL			
ITEM DESCRIPTION	ORDER NO.	DETAILED DESCRIPTION	PU
HSF 13 M4	1030-554D	Width 13 mm, thread boring M4	25
HSF 13 M5	1030-555D	Width 13 mm, thread boring M5	25
HSF 15 M4	1030-544D	Width 15 mm, thread boring M4	25
HSF 15 M5	1030-545D	Width 15 mm, thread boring M5	25



Mounting adapter for C-rail

PRODUCT DESCRIPTION

The mounting adapter serves as a universal device carrier for mounting onto C-rail. It can be used by a 90° turn into the C-rail profile with a 16 mm port. The mounting adapter can be secured after tightening an M4 screw onto the C-rail. In connection with HEBOTEC products, the mounting adapter is available with the appropriate safety non-twisting protection.

ADVANTAGES

- // easy 90° turn mounting
- // high conductivity
- // good contact surface on the C-rail
- // twist-protection available

TECHNICAL DATA

Material: galvanised steel

MOUNTING ADAPTER FOR C-RAIL			
ITEM DESCRIPTION	ORDER NO.	DETAILED DESCRIPTION	PU
C16/4	3011-202C	without twist-protection, M4	10
C16/4 KBS 20	3011-204C	with twist-protection for KBS 8–35, KBS 10–60, -M4	10
C16/4 HSKB 16	3011-206C	with twist-protection for shield clamp Big HSKB 16–35, KBS 4–20, M4	10
C16/4 HSKB 35	3011-208C	with twist-protection for shield clamp Big HSKB 35–65, M4	10
C16/4 SKD	3011-210C	with twist-protection for shield clamp SKD, SKDZ, M4	10

REPRESENTED BY

Subject to technical modifications. | Edition 2023 / 2024



HEBOTEC

HEBOTEC GmbH
Ulrichstraße 21
72116 Mössingen
Deutschland

fon +49 (0) 74 73–95 346-0
fax +49 (0) 74 73–95 346-99
mail info@hebotec.de
internet www.hebotec.de