



ALFRA BUSBAR BENDING AND PUNCHING MACHINE – BS 160

Made in Germany by ALFRA

- The machine comprises a main frame made of special aluminium and a hydraulic cylinder up to 600 bar.
- By means of the bending bars R=11 mm and R=5 mm and a height adjustment feature, all busbars up to max. 160 mm width can be bent in different angles.
- The angle scale is engraved in the upper section.
- Conversion from bending to punching is simple and easy.

Technical data:

Bending

Bending Cu max.:	160 x 12 mm
Bending angle up to:	92°
Smallest leg length:	50 mm inside dimension
Smallest U-bending:	160 mm inside dimension
Smallest Z-bending:	55 mm (depending on material) inside dimension

Punching

Punching Cu max.:	Ø 6.6 - 21.5 mm including oblong holes up to max. L = 21 mm
Material thickness Cu max.:	12 mm
Material width up to:	160 mm centric
Dimensions L x W x H:	390 x 150 x 330 mm
Weight:	20 kg

Recommended type of drive

Electro-hydraulic pump AHP 03-1	Prod.-No. 03853
Air-hydraulic pump LHP 700	Prod.-No. 02140
Foot pump	Prod.-No. 02121

ALFRA BS 160 with bending die and bending punch R=11 mm for busbar 9-12 mm	Prod.-No. 03258
---	--------------------

Accessories

Bending punch R=5 mm for busbars 3-8 mm	03259
---	-------

Punches and dies available

Punch Ø mm	Metric screw connection	Prod.-No.
6.6 x	6.0 up to 5 mm material thickness	03204
9.0 x	8.0 up to 6 mm material thickness	03205
9.5 x	8.0 up to 6 mm material thickness	03206
11.0 x	10.0 up to 12 mm material thickness	03207
11.5 x	10.0 up to 12 mm material thickness	03208
13.5 x	12.0 up to 12 mm material thickness	03209
14.0 x	12.0 up to 12 mm material thickness	03210
17.5 o	16.0 up to 12 mm material thickness	03211
18.0 o	16.0 up to 12 mm material thickness	03212
21.0 o	20.0 up to 12 mm material thickness	03213
21.5 o	20.0 up to 12 mm material thickness	03214

x with neoprene stripper and pressure plate
o with neoprene stripper without pressure plate


Dies -S-		Prod.-No.	Dies -L-		Prod.-No.
max. mat. thickness			max. mat. thickness		
6.6	5	03215	6.6	5	03230
9.0	5	03216	9.0	6	03231
9.5	5	03217	9.5	6	03232
11.0	5	03218	11.0	12	03233
11.5	5	03219	11.5	12	03234
13.5	5	03220	13.5	12	03235
14.0	5	03221	14.0	12	03236
17.5	5	03222	17.5	12	03237
18.0	5	03223	18.0	12	03238
21.0	5	03224	21.0	12	03239
21.5	5	03225	21.5	12	03240

Punches and dies for oblong holes up to max. L x W = 21 x 18 mm up to 5 mm material thickness	Prod.-No. 03226
up to 12 mm material thickness	03241

Bending busbars up to 160 x 12 mm
Busbar punching Ø 6.6 to 21.5 mm



Prod.-No. 03258
"Punching" position



Prod.-No. 03258
"Bending" position



















Prod.-No. 03258
Complete (without punches and dies)



PUMP OVERVIEW



<p>Recommended combination ■ ■</p> <p>Possible combination ■</p>	 FOOT PUMP	 AHP 03-01	 SC-05 III B	 DSP-120	 LHP 700	 ALH 600
Prod.-No.	02121	03853	03852	02027	02140	03190
 Prod.-No. 02012 / 02013	■ ■	■ ■	■ *	■	■	■
 Prod.-No. 03200SET		■	■ ■			
 Prod.-No. 03250	■	■ ■	■ *	■	■	■
 Prod.-No. 03256	■	■ ■	■ *	■	■	■
 Prod.-No. 03258	■	■ ■	■ *	■	■	■
 Prod.-No. 03260	■	■ ■	■ *	■	■	■
 Prod.-No. 03300	■	■ ■	■ *	■	■	■
 Prod.-No. 03360/03380	■ ■	■ ■				■ ■
 AP 250		■			■	■ ■
 AP 400		■			■	■ ■

* in combination with optional foot switch

A